

# Sensazone

## Leak Protection

Product codes:

- SZ/15 (15mm valve) - shown below
- SZ/22 (22mm valve)
- SZ/1IN (28mm valve / 1" valve)
- SZ/125IN (35mm valve / 1.25" valve)



Sensazone water supply shut-off controller



Sensazone is an intelligent leak prevention system for commercial washrooms. It has been specifically designed with non-invasive infrared motion sensors, which automatically open the water outlets, allowing water to freely flow when the washroom becomes occupied.

There is no other solution available on the market that has the capability of providing the same high levels of assurance that Sensazone accomplishes. Once installed this smart solution will continually operate and offers unlimited daily activations during any 24-hour period.

Sensazone fully protects buildings against the risks associated with water damage or flooding from faulty water outlets or vandalism, crucially closing off the water when no motion is detected. Sensazone could not only reduce a buildings insurance premium but will also minimise utility bills and water wastage. Sensazone is a unique and versatile solution that can also be seamlessly integrated into lighting and fan controls if required.

### Key features and benefits

- **Automatic water shutoff** - to the washroom when not in use
- **Leak protection** - eliminates the risk of water wastage from faulty water outlets and vandalism
- **Water saving and sustainable** - occupancy sensor controls both water and electrical supply to the washroom
- **Insurance premiums** - reduces the risk and minimises insurance premiums
- **Protects against flooding and water damage** - during vacant periods
- **Non invasive** - IR sensor occupancy detector
- **Save** - claims cost UK Insurers £2.5million per day
- **Hygiene flush feature** - 12 hour cycle
- **Easy to install and maintain** - Surface-mounted sensor, suitable for any ceiling type.
- **WAT 03 Water leak prevention system** - flow control device (BREEAM)
- **WRAS approved**
- **Washroom management solution** - controls water, heating, lights and fans (additional costs apply)



**3** YEAR  
extended  
warranty

## Sensazone Water Supply Shut-off Controller

Sensazone for control of washroom water supplies, complete with motion detection occupancy sensor, solenoid valve and mains power adapter. Water supply shut-off controller comes with sensor fittings and is available with a variety of valve sizes to suit your requirements: 15mm, 22mm 28mm (1") and 35mm (1.25")

### Technical information

#### • Dimensions

SZ/15 (15mm valve): 41mm W x 170mm H x 82mm D

SZ/22 (22mm valve): 41mm W x 195mm H x 82mm D

SZ/1IN (28mm / 1" valve): 93mm W x 125mm H x 124mm D

SZ/125IN (35mm / 1.25" valve): 93mm W x 134mm H x 130mm D

• **Ambient operating temperature range** 0-40 °C

• **Water temperature range** 0-60 °C

• **Sensor range** Up to 2.2 metres high x 5 metres diameter

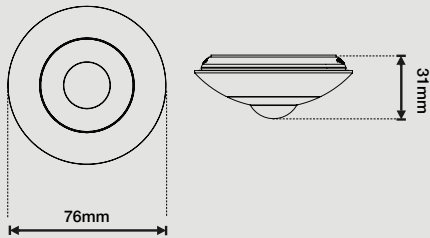
• **Valve power loss - factory setting** Valves close with loss of power (default, but can be changed via the ICU remote handset programmer)

• **Valve run-on time - factory setting** 15 minutes

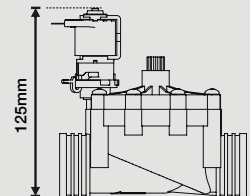
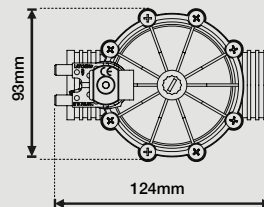
• **Sensor ingress protection** IP65

• Pipe compression fittings, isolation valve, inlet filter, and fibre washer included with SZ/15 (15mm valve) and SZ/22 (22mm valve) only

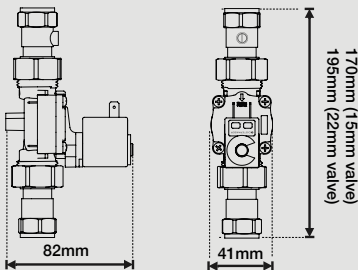
### Sensor



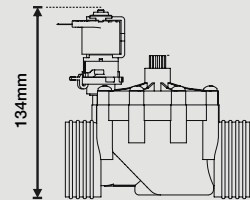
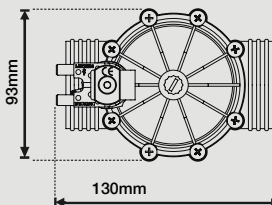
### 28mm / 1" valve



### 15mm or 22mm valve



### 35mm / 1.25" valve



Measurements in millimetres (mm)

### Installation

- Operating pressure: SZ/15 and SZ/22: 0.5bar (dynamic) - 6bar. SZ/1IN and SZ/125IN: 0.5bar (dynamic) - 5bar.
- Power: Sensor maximum load 3 x 2W 0.33A (6V DC)

### Additional Parts / Optional Extras (additional costs apply)

- Sensazone light and fan control (SZ/LFC)
- Sensazone additional sensor kit (SZ/ASK)
- Sensazone additional solenoid valve kit: 15mm (SZ/AV15), 22mm (SZ/AVK22), 28mm (SZ/AVK1IN), 35mm (SZ/AVK125)
- Remote handset programmer (ICU)
- Also available as an optional extra is the Sensazone light and fan controller (SZ/LFC) as a system specification to control the operation of lighting and extractor fans.
- Multi Product Power Supply Unit (PSUC)

### Cistermiser Limited

Unit 1 Woodley Park Estate, 59-69 Reading Road, Woodley, Reading, Berkshire RG5 3AN. Cistermiser is a subsidiary of Davidson Holdings Ltd. Cistermiser Ltd reserves the right to amend images and specification without prior notice.

