

Data Sheet

Danfoss Aero® Thermostatic sensors series

Application



The Danfoss Aero® series is a comprehensive portfolio of premium quality thermostatic sensors, produced in Denmark.

Danfoss Aero® thermostats use a unique gas filled technology, that gives the fastest reacting self-acting thermostat in the world.

The Danfoss Aero® thermostat is installed onto a radiator valve. The combination of the thermostat and radiator valve, controls the individual room temperature at a given setpoint by adjusting the flow of hot water through the radiator.

The Danfoss Aero® thermostat is applicable to all types of heating systems and thanks to its compact size fits most applications.

The use of Danfoss Aero® gas-filled thermostats is highly recommended for applications with small P-band (1K).

Danfoss Aero® series includes:

- Standard thermostats with built-in or remote sensor
- Variants with connection for radiator valves and radiators with integrated valves, type Danfoss RA
- Variants with connection for Danfoss valves, type Danfoss RA/V & RA/VL
- RA/V and RA/VL service kits including stuffing box

Features:

- Gas technology - fastest and most precise temperature control
- Highest-class Control Accuracy (CA 0.2 K) per amended EN215
- Danfoss RA Click mount - fast, save, tool-less
- Modern and user-friendly design
- Easy to operate, easy to clean
- Facilities designed for the visually impaired
- Facilities for limiting and locking temperature set-point, also available as accessory
- Frost protection setting
- A theft protection, from factory or available as accessory

Quality



Danfoss Aero® thermostatic sensors are certified according to the European standard EN 215.

All Danfoss radiator thermostats are manufactured in factories, assessed and certified by by BVC (Bureau Veritas Certification) against ISO 9001 and ISO 14001.

Datasheet Danfoss Aero® Thermostatic sensors series







Technical data

Type	Sensor	Response time	Differential pressure influence (D)	Hysteresis (C)	Water temperature influence (W)	Control Accuracy (CA)
Aero RA	Built-in	10 mins	0.30 K	0.40 K	0.45 K	0.2 K
Aero RA	Remote	10 mins	0.30 K	0.40 K	0.20 K	0.2 K

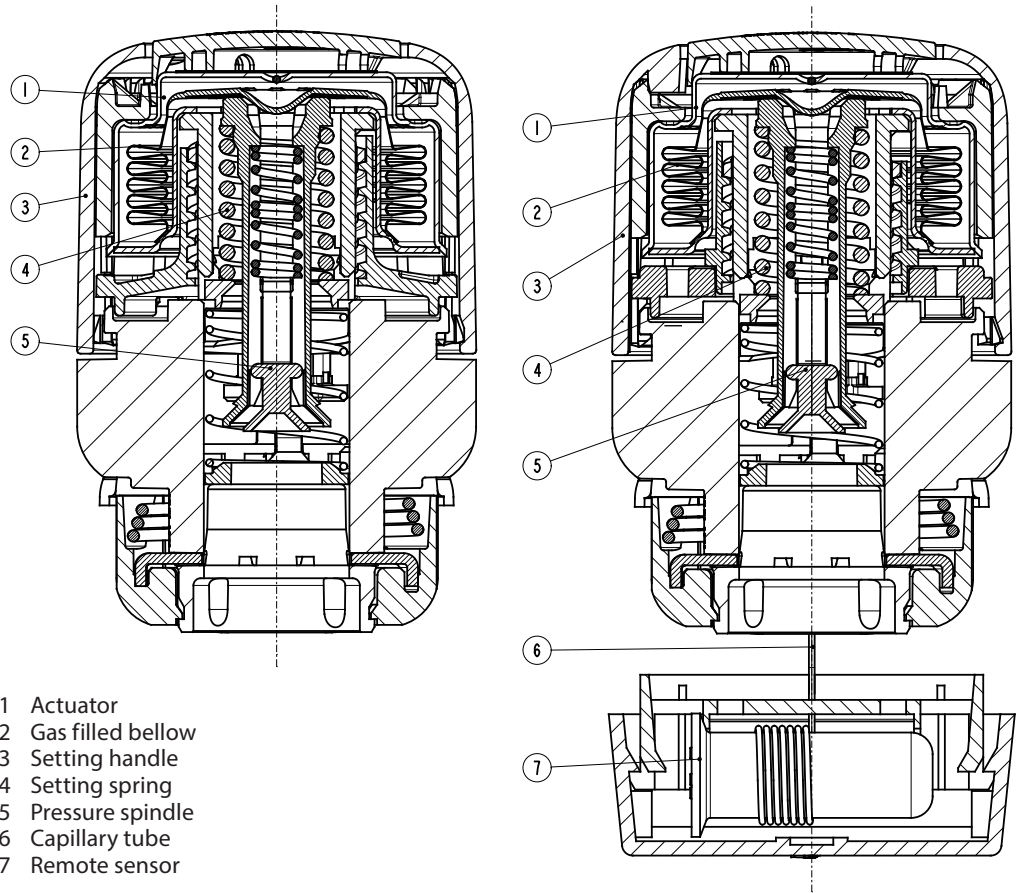
Ordering and Specification

Type	Model	Sensor	Cap. tube	Set point range	Connection	Zero blocking	Limiter pins	Theft protection	EN215 Certified	Code no.
Aero RA	Standard	Built-in		7-28°C	RA		✓		✓	015G4590
Aero RA	Standard	Remote	0-2m	7-26°C	RA		✓		✓	015G4592
Aero RA	Limited	Built-in		7-21°C	RA		✓		✓	015G4690
Aero RA	Limited	Remote	0-2m	7-21°C	RA		✓		✓	015G4692
Aero RA/VL	Service	Built-in		7-28°C	RA/VL		✓			015G4550
Aero RA/VL	Service	Remote	0-2 m	7-26°C	RA/VL		✓			015G4552
Aero RA/V	Service	Built-in		7-28°C	RA/V					015G4560
Aero RA/V	Service	Remote	0-2 m	7-26°C	RA/V					015G4562

Accessories

Accessories	Code no.
 Anti-theft plug for snap-lock sensors, white (20 pcs.)	013G5245
 Limiting pins for built-in, remote and service sensors (10 pcs.)	013G1246
 Toolkit comprising Allen key & locking pin tool	013G1236
 Protection cap, RA/VL	015G4950
 Protection cap, RA/V	015G4951
 Angle adapter for Danfoss RA sensors	013G1350

Construction



- 1 Actuator
- 2 Gas filled bellow
- 3 Setting handle
- 4 Setting spring
- 5 Pressure spindle
- 6 Capillary tube
- 7 Remote sensor

Operating Principle

Thermostatic sensors are proportional controls, regulating the heat supply in relation to the difference between the temperature set on the sensor and the temperature of ambient air, detected by the thermostat.

The thermal expansion element (bellow) responds to room temperature by expanding or contracting proportionally. The movement is transmitted onto the control element of the thermostatic valve.

The thermostatic sensor controls the amount of water which flows into radiator to the suitable flow level that is required to maintain the room temperature on the set level.

Danfoss Aero® series of thermostatic sensors are fitted with gas-filled bellows, ensuring fast response time to changing ambient temperature.

Datasheet

Danfoss Aero® Thermostatic sensors series

Setting the temperature

The required room temperature is set by turning the setting dial. The temperature scales below shows the correlation between scale values and the room temperature. The temperature values stated are for guidance only as the obtained room temperature will often be influenced by installation conditions.

Locking and limitation of the temperature set-point of the Danfoss Aero® thermostats are carried out using the limiter pins placed at the back of the sensor.

The procedure is described in the instruction.

Danfoss Aero®



Setting position

❄	1	2			3			4	5		
	7	14			17			20	23	26	°C

Room temperature

❄ = Frost protection setting

Danfoss Aero® 015G4690



Setting position

❄	1	2			3		
	7	14			17	20	°C

Room temperature

❄ = Frost protection setting

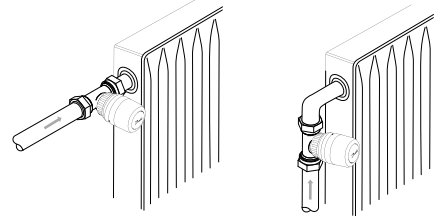
Choose the right sensor

The thermostatic sensor should be selected on the basis of the following criteria:

The thermostat must always be able to register the temperature of the ambient air.

Radiator thermostats with built-in sensors

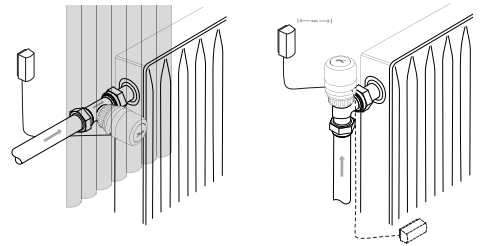
These should always be fitted horizontally so that the ambient air can pass freely over the sensor. Danfoss does not recommend the fitting of a built-in sensor in vertical position because heat effect from the valve body and possibly surface pipes will cause incorrect operation of the thermostat.



Radiator thermostats with remote sensor

These should be used when:

- Curtains cover the thermostat
- Thermostat is affected by surface pipes
- Thermostat is affected by draught
- It is necessary to mount the thermostat in vertical position if there are adjacent obstructions.



The remote sensor must be mounted on the wall, away from curtains, or on the skirting board beneath the radiator if free of surface pipes.

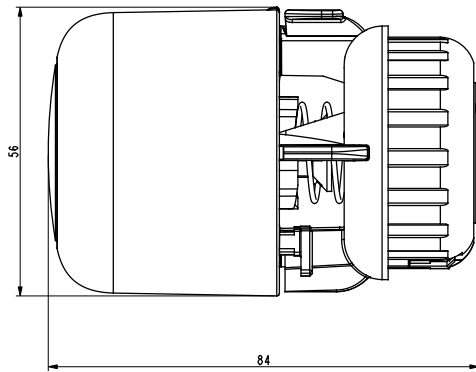
All remote sensors are now supplied with ultra-thin capillary tube. Simply pull out the length required (2 m maximum) and fix using clips provided or a special tacker gun.

Datasheet

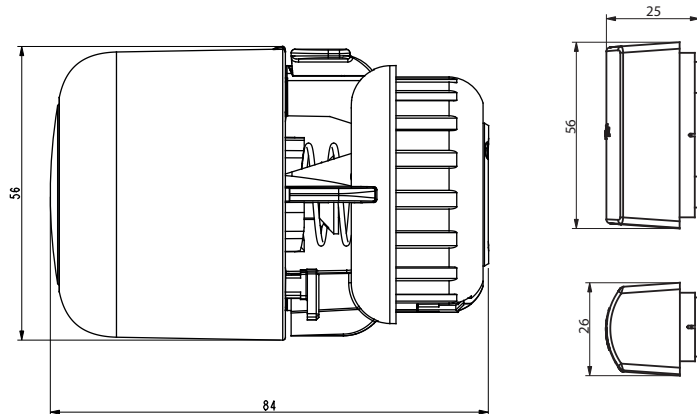
Danfoss Aero® Thermostatic sensors series

Dimensions

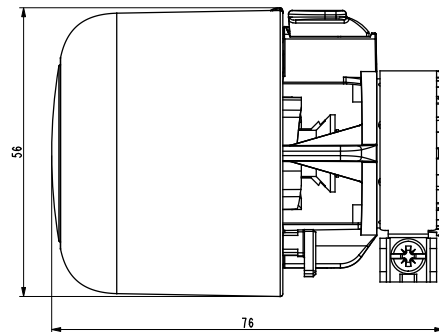
Danfoss Aero® RA



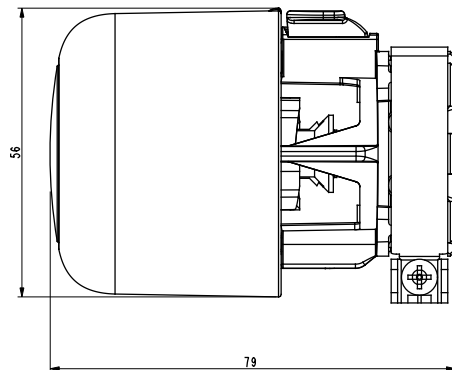
Danfoss Aero® RA
with remote sensor



Danfoss Aero® RA/VL



Danfoss Aero® RA/V



Climate Solutions • danfoss.com • +45 7488 2222

Any information, including, but not limited to information on selection of product, its application or use, product design, weight, dimensions, capacity or any other technical data in product manuals, catalogues, descriptions, advertisements, etc. and whether made available in writing, orally, electronically, online or via download, shall be considered informative, and is only binding if and to the extent, explicit reference is made in a quotation or order confirmation. Danfoss cannot accept any responsibility for possible errors in catalogues, brochures, videos and other material. Danfoss reserves the right to alter its products without notice. This also applies to products ordered but not delivered provided that such alterations can be made without changes to form, fit or function of the product. All trademarks in this material are property of Danfoss A/S or Danfoss group companies. Danfoss and the Danfoss logo are trademarks of Danfoss A/S. All rights reserved.