

## Portree










INSET ELECTRIC FIRE

POR20CH3D



Portree

### Features

-  Unique Optiflame 3D effect
-  2kW heat output
-  Choice of 2 heat settings
-  Thermostat
-  Run-back timer (8 hours)
-  Variable flame brightness
-  Choice of blue flame effect
-  Downlight
-  LED lighting
-  Remote control

### Portree



### Remote Control

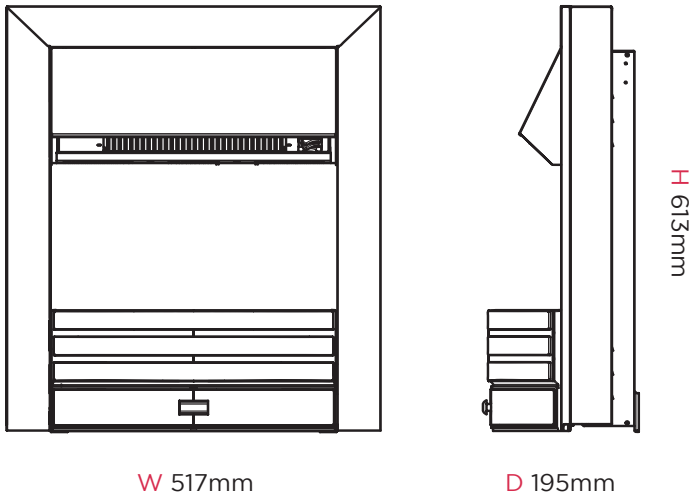


### Fuel Bed



Coals, logs, crystals & pebbles

# Portree



Dimensions & Weight			
Height (mm)	Width (mm)	Depth (mm)	Weight (kg)
613	517	195	13

Product Features	
Heat Output	2kW
Heat Settings	2 - 1kW / 2kW
Variable Thermostat	Y
Fan Heat / Radiant Heat	Yes / No
Location of Controls	Under canopy
On/Off Switch	Y
Remote Control	Y
Batteries Included	Y - CR2032
Optiflame 3D Effect	Y
Flame Type	Optiflame 3D
Flame Effect Only	Y
Fuel Bed Supplied	Coals, logs, crystals & pebbles

Product Features	
Product Category	Electric Fires
Product Type	Inset
Brand	Dimplex
Model/Range Name	Portree
Flame Effect	Optiflame 3D
Model Reference	POR20CH3D
Material Code	400000030
Barcode	5011139078780
Commodity Code	8516299100
Country of Origin	PRC
Approvals	UKCA, BEAB
Guarantee Period	1 year

Product Features	
Lot 20 Compliant	Y
Freestanding	Y - using spacer
Wall Mountable	N
Inset	Y
Spacer kit	Y - 400000490
Suite	N
Lamp Type	LED
Kettle (IEC) Lead	Y
Safety Cut Out	Y
Power Cord Length	1.8m
Core Materials	Steel / metal / plastic
Finish / Colour	Chrome / brass