



UK'S NUMBER ONE CYLINDER MANUFACTURER

# CYLINDER PRODUCT GUIDE



# BUILT UPON QUALITY, INNOVATION AND RELIABILITY

Gledhill is the UK's Number one manufacturer of hot water cylinders. Established in 1926, quality, innovation and reliability are at the heart of our business. We are dedicated to providing durable, efficient products which meet the needs of our customers.

We develop and manufacture a wide range of vented and unvented hot water cylinders, including our popular StainlessLite range as well as offering market-leading renewable heating solutions including solar and heat pump cylinders.

Whether you are looking for a cylinder to cope with the demands of a growing family, or a central plant option suitable for a new housing development, we can help.

## CONTENTS

STAINLESSLITE PLUS .....	4
STAINLESSLITE PLUS SLIMLINE .....	6
STAINLESSLITE PLUS HORIZONTAL .....	8
STAINLESS ES.....	10
STAINLESS PRO .....	12
STAINLESS PRO HORIZONTAL .....	14
INTERNAL EXPANSION (EXPLAINED).....	16
STAINLESS PLATINUM .....	18
STAINLESS PLATINUM PRE-PLUMBED DIRECT.....	20
STAINLESSLITE PRE-PLUMBED INDIRECT .....	22
STAINLESSLITE PRE-PLUMBED, SYSTEM READY & PLUS..	24
STAINLESSLITE PLUS HEAT PUMP .....	26
STAINLESSLITE PLUS SLIMLINE HEAT PUMP.....	28
STAINLESSLITE PLUS HEAT PUMP SOLAR.....	30
DUO EXPANSION VESSEL (EXPLAINED) .....	32
STAINLESSLITE PLUS HEAT PUMP DUO .....	34
STAINLESSLITE PLUS DIRECT SOLAR.....	36
STAINLESSLITE PLUS INDIRECT SOLAR .....	38
STAINLESSLITE PLUS HORIZONTAL SOLAR .....	40
TORRENT STAINLESS OPEN VENTED SOLAR .....	42
STAINLESSLITE PLUS BUFFER STORE .....	44
STAINLESSLITE PLUS FLEXIBLE BUFFER STORE.....	46
BOILERMATE .....	48
PULSACOIL STAINLESS .....	50
ENVIROFOAM STAINLESS.....	52
ENVIROFOAM COPPER .....	53
GLEDHILL CYLINDER WASHING MACHINE FRAME .....	54
OUR LOCATIONS .....	55

# STAINLESSLITE PLUS

DIRECT & INDIRECT  
90 | 120 | 150 | 180 | 210 | 250 | 300 | 400 LITRES\*

KEY FEATURES

- 3kW incoloy 825 off peak immersion heater for use as a primary heat source\*\*
- 3kW incoloy 825 on peak immersion heater for emergency back-up\*\*
- 90° elbow and drain valve supplied as standard
- Also available as a heat pump solutions. [See page 26](#)



\* Depending on cylinder model chosen  
\*\* For direct cylinders only

# TECHNICAL SPECIFICATIONS

STAINLESSLITE PLUS DIRECT

Product stock code		PLUDR090	PLUDR120	PLUDR150	PLUDR180	PLUDR210	PLUDR250	PLUDR300
ErP rating		C	C	C	C	C	C	C
Heat loss	watts	32	39	47	55	62	74	86
Heat loss (kW/24hr)	watts	0.77	0.94	1.13	1.32	1.49	1.78	2.06
Load profile		L	L	L	L	L	L	L
Capacity	litres	91	119	148	178	208	248	287
Height	mm	764	931	1118	1306	1494	1744	1990
Diameter	mm	550	550	550	550	550	550	550
Weight (empty)	kg	18	21	25	28	32	36	41
Weight (full)	kg	109	140	173	206	240	284	328
Heat up time	min	90	119	150	179	209	249	299
Number of immersions		1	2	2	2	2	2	2
Secondary return		No	No	No	No	Yes	Yes	Yes

STAINLESSLITE PLUS INDIRECT

Product stock code		PLUIN090	PLUIN120	PLUIN150	PLUIN180	PLUIN210	PLUIN250	PLUIN300	PLUIN400
ErP rating		A	B	B	B	B	C	C	C
Heat loss	watts	32	39	47	55	62	74	86	87
Heat loss (kW/24hr)	watts	0.77	0.94	1.13	1.32	1.49	1.78	2.06	2.09
Capacity	litres	91	119	148	178	208	248	287	393
Height	mm	764	931	1118	1306	1494	1744	1990	2030
Diameter	mm	550	550	550	550	550	550	550	630
Weight (empty)	kg	20	23	26	30	33	38	43	55
Weight (full)	kg	111	142	174	208	241	286	330	455
Heat up time	min	17	21	25	30	32	36	38	41
Number of immersions		1	1	1	1	1	2	2	2
Secondary return		No	No	No	No	Yes	Yes	Yes	Yes

# STAINLESSLITE PLUS SLIMLINE

DIRECT & INDIRECT  
60 | 90 | 120 | 150 | 180 | 210 LITRES\*

KEY FEATURES

- 3kW incoloy 825 immersion heater for use as a primary heat source\*\*
- 3kW incoloy 825 immersion heater for emergency back-up\*\*
- 90° elbow and drain valve supplied as standard
- Slimline design with a 475mm diameter



\* Depending on cylinder model chosen  
\*\* For direct cylinders only

# TECHNICAL SPECIFICATIONS

STAINLESSLITE PLUS SLIMLINE DIRECT

Product stock code		PLUDR090SL	PLUDR120SL	PLUDR150SL	PLUDR180SL	PLUDR210SL
ErP rating		C	C	C	C	C
Heat loss	watts	37	47	56	67	74
Heat loss (kW/24hr)	watts	0.89	1.13	1.37	1.61	1.77
Capacity	litres	91	122	152	183	202
Height	mm	976	1248	1519	1791	1963
Diameter	mm	475	475	475	475	475
Weight (empty)	kg	18	23	27	31	34
Weight (full)	kg	106	143	176	212	231
Heat up time	min	90	119	150	179	209
Number of immersions		1	2	2	2	2
Secondary return		No	No	No	No	Yes
Load profile		L	L	M	L	L

STAINLESSLITE PLUS SLIMLINE INDIRECT

Product stock code		PLUIN060SL	PLUIN090SL	PLUIN120SL	PLUIN150SL	PLUIN180SL	PLUIN210SL
ErP rating		A	B	B	B	C	C
Heat loss	watts	27	37	47	56	67	74
Heat loss (kW/24hr)	watts	0.66	0.89	1.13	1.37	1.61	1.77
Capacity	litres	62	91	122	152	183	202
Height	mm	704	976	1248	1519	1791	1963
Diameter	mm	475	475	475	475	475	475
Weight (empty)	kg	16	20	24	28	32	35
Weight (full)	kg	75	108	144	177	213	232
Heat up time	min	13	17	21	25	30	32
1Number of immersions		1	1	1	1	1	1
Secondary return		No	No	No	No	No	Yes

# STAINLESSLITE PLUS HORIZONTAL

**INDIRECT**  
180 | 210 | 250 | 300 LITRES

**KEY FEATURES**

- One of the first independently approved domestic horizontal unvented cylinders
- Provides the ideal solution for height restricted installation spaces
- Designed for use with gas or oil boilers
- High efficiency corrugated coil maximises heat transfer to the cylinder of water
- 3kW incoloy immersion heater for emergency back-up

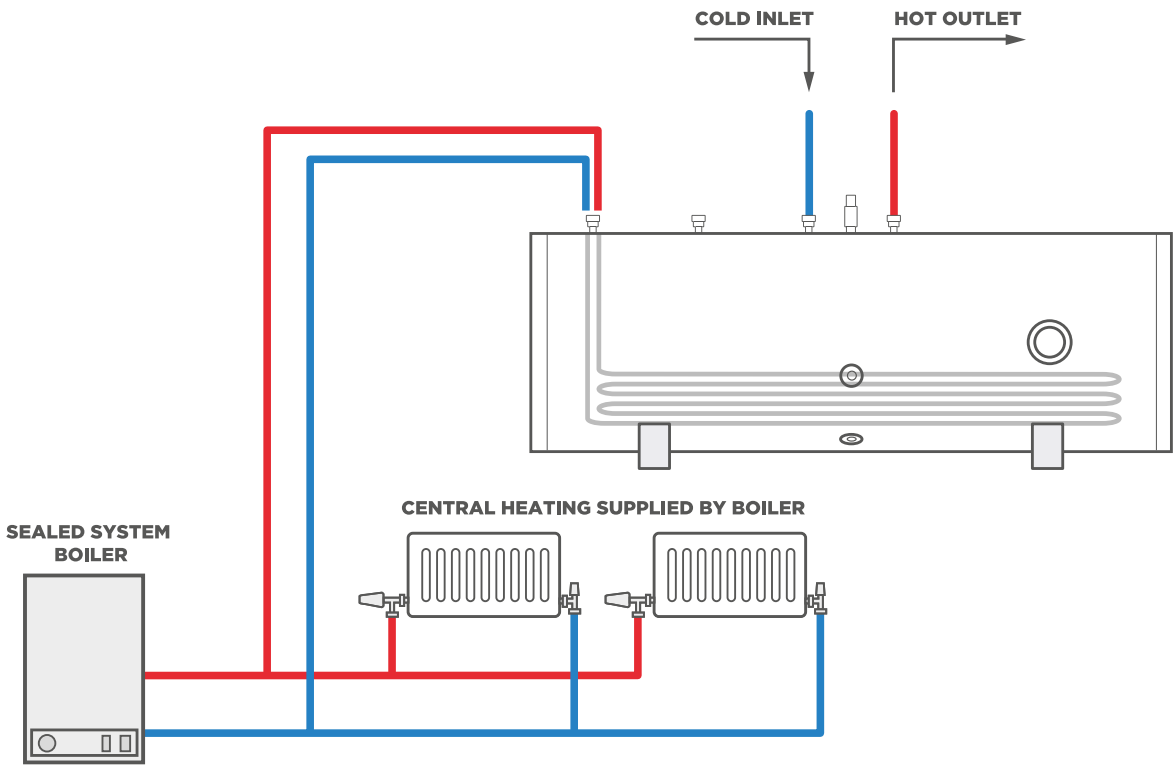


# TECHNICAL SPECIFICATIONS

**STAINLESSLITE PLUS HORIZONTAL INDIRECT**

Product stock code		PLUIN180H	PLUIN210H	PLUIN250H	PLUIN300H
ErP rating		C	C	C	C
Heat loss	watts	78	82	86	91
Capacity	litres	172	206	244	288
Height	mm	588	588	588	588
Width	mm	1306	1494	1744	1990
Diameter	mm	550	550	550	550
Weight (empty)	kg	29	31	35	46
Weight (full)	kg	201	237	279	334
Heat up time	min	27	27	36	32
Number of immersions		1	1	2	2
Secondary return		No	Yes	Yes	Yes

NOTES:  
1. Heat up time from 15°C to 60°C (applies to primary heat source only)  
2. For further ErP information, please refer to the installation manual at [www.gledhill.net](http://www.gledhill.net)



# STAINLESS ES

## DIRECT & INDIRECT 90 | 120 | 150 | 170 | 200 | 250 | 300 LITRES\*

### KEY FEATURES

- Gledhill proven technologies and quality manufacturing at a competitive price
- Manufactured from highly corrosion-resistant duplex stainless steel
- Delivers mains pressure hot water, enabling high flow rates for showers and baths, without the need for a boost pump
- 40mm insulation to reduce heat loss
- Supplied with full NSF and WRAS independent approvals



# TECHNICAL SPECIFICATIONS

## STAINLESS ES DIRECT

Product stock code		SESINPDR 090	SESINPDR 120	SESINPDR 150	SESINPDR 170	SESINPDR 200	SESINPDR 250
ErP rating		C	C	C	C	C	C
Heat loss	watts	36	43	52	57	65	79
Capacity	litres	93	118	149	169	198	248
Height	mm	706	832	1012	1131	1305	1603
Diameter	mm	530	530	530	530	530	530
Empty weight	kg	15	19	22	24	27	33
Full weight	kg	108	137	171	193	225	281
Pressure regulator	bar	3	3	3	3	3	3
kW rating of primary coil	kW	n/a	n/a	n/a	n/a	n/a	n/a

## STAINLESS ES INDIRECT

Product stock code		SESINPIN 090	SESINPIN 120	SESINPIN 150	SESINPIN 170	SESINPIN 200	SESINPIN 250	SESINPIN 300
ErP rating		B	B	B	B	C	C	C
Heat loss	watts	36	43	52	57	65	79	92
Capacity	litres	93	118	149	166	198	248	295
Height	mm	706	832	1012	1131	1305	1603	1895
Diameter	mm	530	530	530	530	530	530	530
Empty weight	kg	17	20	23	26	29	35	41
Full weight	kg	110	138	172	192	227	283	336
Pressure regulator	bar	3	3	3	3	3	3	3
kW rating of primary coil	kW	13.4	14.6	14.0	16.2	16.0	16.7	18.3

NOTES:  
1 Heat up time from 15°C to 60°C (applies to primary heat source only)  
2 For further ErP information, please refer to the installation manual at [gledhill.net](http://gledhill.net)  
\* Depending on cylinder model chosen



# STAINLESS PRO

DIRECT & INDIRECT  
90 | 120 | 150 | 180 | 210 | 250 | 300 LITRES

KEY FEATURES

- 50mm insulation to reduce heat loss
- Aligned tapping positions promote easier installation
- Colour matched components for visual appeal
- External expansion allows for installation in height restricted areas and easier servicing
- Fitting kit includes a drain elbow



# TECHNICAL SPECIFICATIONS

STAINLESSPRO DIRECT

Product stock code		PRODR090	PRODR120	PRODR150	PRODR180	PRODR210	PRODR250	PRODR300
ErP rating		C	C	C	C	C	C	C
Heat loss	watts	32	39	47	55	62	74	86
Heat loss (kW/24hr)	watts	0.77	0.94	1.13	1.32	1.49	1.78	2.06
Load profile		L	L	L	L	L	L	L
Capacity	litres	91	119	148	178	208	248	287
Height	mm	764	931	1118	1306	1494	1744	1990
Diameter	mm	550	550	550	550	550	550	550
Weight (empty)	kg	18	21	25	28	32	36	41
Weight (full)	kg	109	140	173	206	240	284	328
Heat up time	min	90	119	150	179	209	249	299
Number of immersions		1	2	2	2	2	2	2
Secondary return		No	No	No	No	Yes	Yes	Yes

STAINLESSPRO INDIRECT

Product stock code		PROIN90	PROIN120	PROIN150	PROIN180	PROIN210	PROIN250	PROIN300
ErP		A	B	B	B	B	C	C
Heat loss	watts	32	39	47	55	62	74	86
Heat loss (kW/24hr)	watts	0.77	0.94	1.13	1.32	1.49	1.78	2.06
Capacity	litres	91	119	148	178	208	248	287
Height	mm	764	931	1118	1306	1494	1744	1990
Diameter	mm	550	550	550	550	550	550	550
Empty weight	kg	20	23	26	30	33	38	43
Full weight	kg	111	142	174	208	241	286	330
Heat up time	min	17	21	25	30	32	36	38
Number of immersions		1	1	1	1	1	2	2
Secondary return		No	No	No	No	Yes	Yes	Yes

NOTES:  
1 Heat up time from 15°C to 60°C (applies to primary heat source only)  
2 For further ErP information, please refer to the installation manual at gledhill.net

# STAINLESS PRO HORIZONTAL

INDIRECT  
180 | 210 | 250 | 300 LITRES

### KEY FEATURES

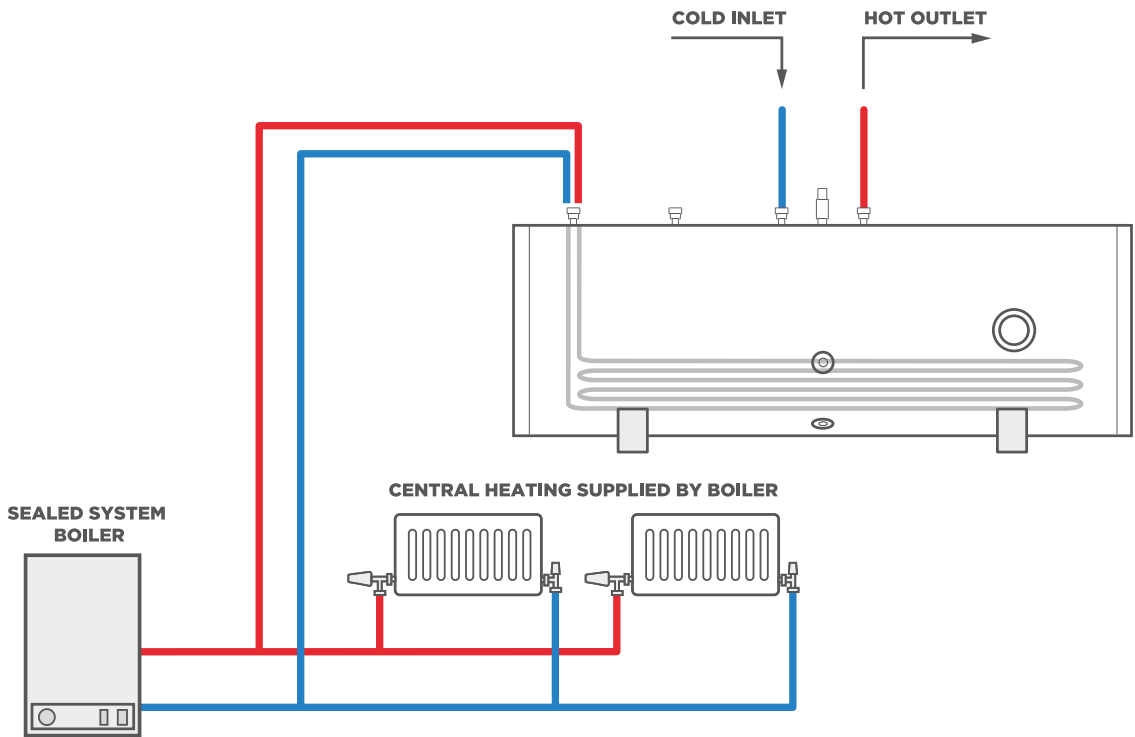
- Manufactured from highly corrosion resistant duplex stainless steel
- Delivers mains pressure hot water, enabling high flow rates for showers and baths, without the need for a boost pump
- 50mm insulation to reduce heat loss
- Provides the ideal solution for height restricted installation spaces
- High efficiency corrugated coil maximises heat transfer



# TECHNICAL SPECIFICATIONS

### STAINLESS PRO HORIZONTAL

Product stock code		PROIN180H	PROIN210H	PROIN250H	PROIN300H
ErP rating		C	C	C	C
Heat loss	watts	78	82	86	91
Capacity	litres	172	206	244	288
Height	mm	585	585	585	585
Width	mm	1306	1494	1744	1990
Overall diameter	mm	550	550	550	550
Weight (empty)	kg	29	31	35	46
Weight (full)	kg	201	237	279	334
Pressure regulator	bar	3	3	3	3
Expansion vessel size	litres	18	24	24	35
kW rating of primary coil	kW	18.4	20.9	20.3	21.6





# THE UNVENTED INTERNAL EXPANSION HOT WATER CYLINDER

The Platinum range comes as a result of over 90 years' manufacturing experience;

Expert skills, effective processes and mastered techniques.

Dedicated to providing installers and homeowners with a solution to every application, Gledhill's unvented cylinder range incorporates an internal expansion, preventing the requirement of an external expansion to be fitted, offering a quick and easy installation.

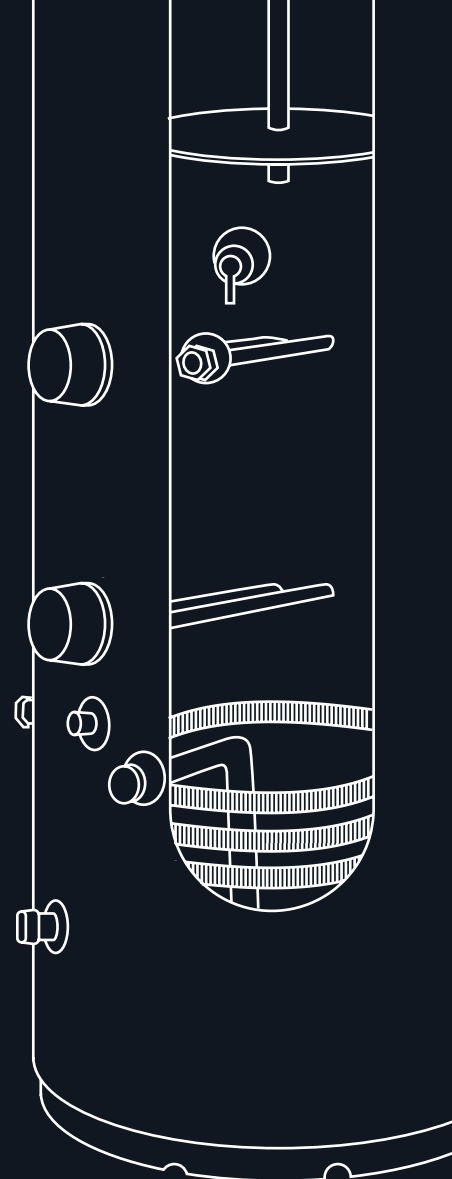
## HOW DOES THIS WORK?

When water is heated within a standard unvented hot water cylinder, the volume of water expands and backs into a separate external expansion installed alongside the cylinder. By incorporating an internal air pocket and expansion inside the Platinum unvented cylinder, the water, when heated, is able to expand within the stainless-steel body, removing the need for the external expansion and minimising pipework.

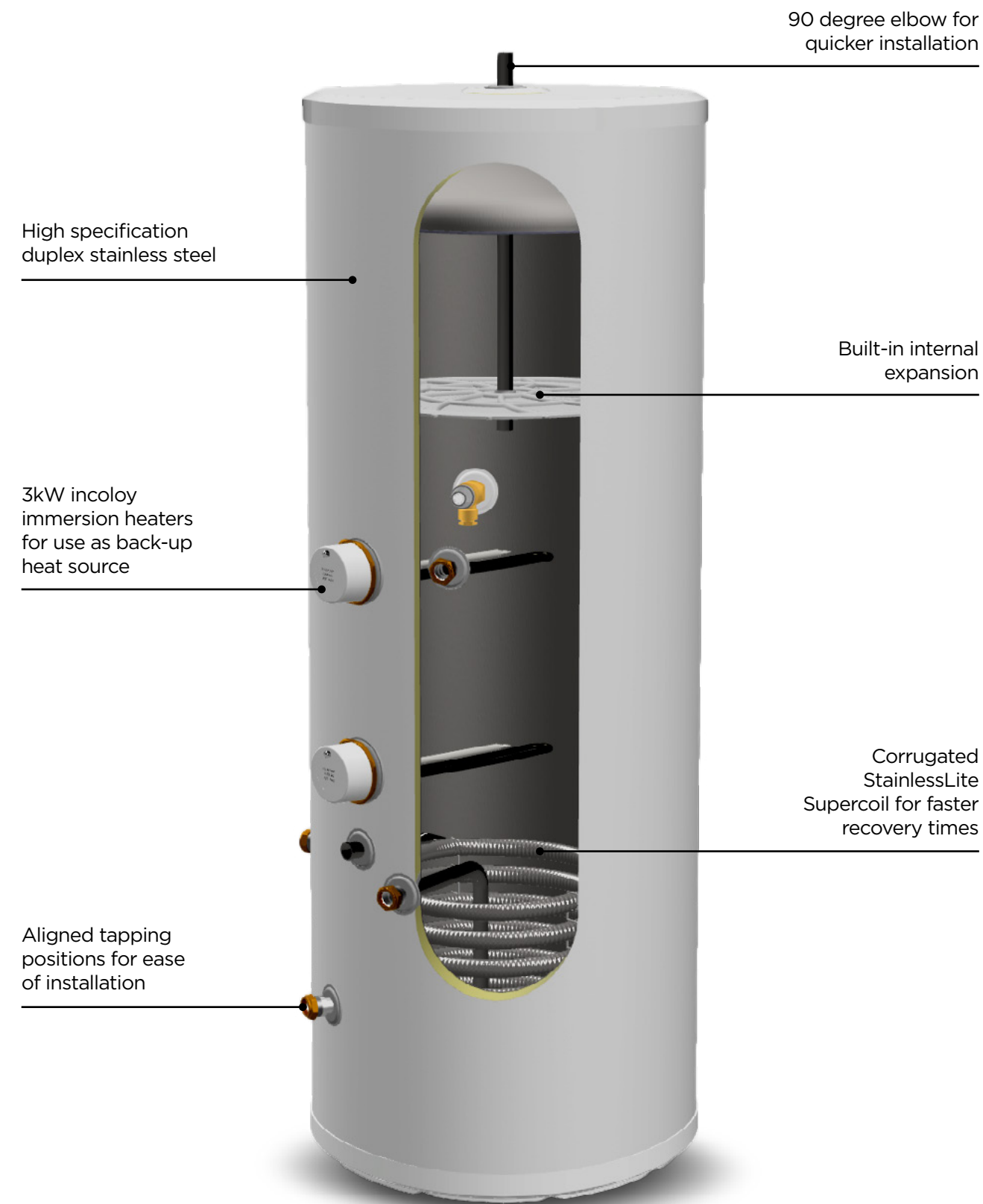
## WHAT ARE THE BENEFITS?

The internal expansion allows for a neat and compact system to produce space saving, enabling tight spaces to be utilised by installers and creating easier access for maintenance to be carried out.

Presenting a selection of indirect, direct and pre-plumbed models within the range, the Platinum unvented cylinder supports Gledhill in offering a cylinder to meet any hot water requirement and ultimately make installers' lives easier.



## INTERNAL EXPANSION EXPLAINED



\*250L/300L model featured

[gledhill.net](http://gledhill.net)

# STAINLESS PLATINUM

INTERNAL EXPANSION CYLINDER

DIRECT & INDIRECT  
120 | 150 | 180 | 210 | 250 | 300 LITRES\*

### KEY FEATURES

- High efficiency corrugated coil maximises heat transfer to the cylinder of water
- Corrugated coil provides faster reheat times
- 3kW incoloy immersion heater for emergency back-up
- 90° elbow and drain valve supplied as standard
- Incorporated internal expansion



\* Depending on cylinder model chosen

# TECHNICAL SPECIFICATIONS

### STAINLESS PLATINUM DIRECT

Product stock code	PLTDR120	PLTDR150	PLTDR180	PLTDR210	PLTDR290
ErP	C	C	C	C	C
Heat Loss (Watts)	39	48	57	67	88
Heat Loss (kW/24hr)	0.94	1.15	1.36	1.60	2.12
Load profile	M	L	L	L	L
AEC	1422	2748	2671	2767	2760
Efficiency (%)	36.1	37.3	38.3	37.0	37.1
Capacity (litres)	109	139	168	197	270
Height (mm)	931	1118	1306	1494	1990
Diameter (mm)	550	550	550	550	550
Empty Weight (kg)	27	30	34	38	52
Full Weight (kg)	135	169	202	236	317
Heat up time (min)	-	-	-	-	-
Number of immersions	2	2	2	2	2
Secondary return	N/A	N/A	N/A	Yes	Yes
V40 (litres)	110	142	158.2	205.7	409

### STAINLESS PLATINUM INDIRECT

Product stock code	PLTIN120	PLTIN150	PLTIN180	PLTIN210	PLTIN250	PLTIN300
ErP	B	B	B	C	C	C
Heat loss (watts)	39	48	57	67	77	88
Heat loss (kW/24hr)	0.94	1.15	1.36	1.60	1.85	2.12
Capacity (litres)	109	136	164	197	229	265
Height (mm)	931	1118	1306	1494	1744	1990
Diameter (mm)	550	550	550	550	550	550
Empty weight (kg)	28	31	36	40	46	52
Full weight (kg)	134	167	200	232	275	317
Heat up time (min)	24	29	29	33	33	39
Number of immersions	1	1	1	1	2	2
Secondary return	N/A	N/A	N/A	Yes	Yes	Yes
V40 (litres)	127	186	211	256	293	403

# STAINLESS PLATINUM PRE-PLUMBED

**DIRECT**  
120 | 150 | 180 | 210| 290 LITRES

**KEY FEATURES**

- Pre-plumbed configuration for quicker and easier installation process
- Built-in internal expansion removing the requirement for an expansion vessel to be fitted externally
- Specially configured pre-plumbed pipework incorporating a blending valve to maximise the hot water capacity
- Anti-vacuum valve supplied



# TECHNICAL SPECIFICATIONS

**STAINLESS PLATINUM PRE-PLUMBED DIRECT**

Product stock code	PLTDR120PP	PLTDR150PP	PLTDR180PP	PLTDR210PP	PLTDR290PP
ErP	C	C	C	C	C
Heat Loss (Watts)	39	48	57	67	88
Heat Loss (kW/24hr)	0.94	1.15	1.36	1.60	2.12
Load profile	M	L	L	L	L
AEC	1422	2748	2671	2767	2760
Efficiency (%)	36.1	37.3	38.3	37.0	37.1
Capacity (litres)	109	139	168	197	270
Height (mm)	931	1118	1306	1494	1990
Diameter (mm)	550	550	550	550	550
Empty Weight (kg)	29	33	37	41	50
Full Weight (kg)	137	172	205	238	320
Heat up time (min)	-	-	-	-	-
Number of immersions	2	2	2	2	2
Secondary return	N/A	N/A	N/A	Yes	Yes
V40 (litres)	110	142	158.2	205.7	409

# STAINLESS PLATINUM PRE-PLUMBED

INDIRECT  
120 | 150 | 180 | 210 | 250 | 300

### KEY FEATURES

- Pre-plumbed configuration for quicker and easier installation process
- Built-in internal expansion removing the requirement for an expansion being fitted externally
- Suitable for use with heat only & system boilers\*
- Pre-Plumbed indirect manifold configuration comes complete with two heating zones and pump
- System Plus Indirect manifold configuration comes complete with two heating zones
- System Ready Indirect manifold configuration comes complete with one heating zone



\* Depending on cylinder model chosen

# TECHNICAL SPECIFICATIONS

## STAINLESS PLATINUM PRE-PLUMBED INDIRECT

Stock code	PLTIN120PP	PLTIN150PP	PLTIN180PP	PLTIN210PP	PLTIN250PP	PLTIN300PP
ErP	B	B	B	C	C	C
Heat loss (watts)	39	51	55	63	80	89
Heat loss (kW/24hr)	0.93	1.23	1.32	1.51	1.91	2.13
Capacity (litres)	106	136	164	192	229	265
Height (mm)	931	1118	1306	1494	1744	1990
Diameter (mm)	550	550	550	550	550	550
Empty weight (kg)	28	31	36	40	46	52
Full weight (kg)	134	167	200	232	275	317
Heat up time (min)	24	29	29	33	33	39
Number of immersions	1	1	1	1	2	2
Secondary return	N/A	N/A	N/A	Yes	Yes	Yes
V40 (Litres)	127	186	211	256	293	403

## STAINLESS PLATINUM INDIRECT SYSTEM PLUS

Stock code	PLTIN120PPSP	PLTIN150PPSRP	PLTIN180PPSP	PLTIN210PPSP	PLTIN250PPSP	PLTIN300PPSP
ErP	B	B	B	C	C	C
Heat loss (watts)	39	48	57	67	77	88
Heat loss (kW/24hr)	0.94	1.15	1.36	1.60	1.85	2.12
Capacity (litres)	109	136	164	197	229	265
Height (mm)	931	1118	1306	1494	1744	1990
Diameter (mm)	550	550	550	550	550	550
Empty weight (kg)	28	31	36	40	46	52
Full weight (kg)	134	167	200	232	275	317
Heat up time (min)	24	29	29	33	33	39
Number of immersions	1	1	1	1	2	2
Secondary return	N/A	N/A	N/A	Yes	Yes	Yes
V40 (Litres)	127	186	211	256	293	403

## PLATINUM INDIRECT SYSTEM READY

Stock code	PLTIN120PPSR	PLTIN150PPSR	PLTIN180PPSR	PLTIN210PPSR	PLTIN250PPSR	PLTIN300PPSR
ErP	B	B	B	C	C	C
Heat loss (watts)	39	48	57	67	77	88
Heat loss (kW/24hr)	0.94	1.15	1.36	1.60	1.85	2.12
Capacity (litres)	109	136	164	197	229	265
Height (mm)	931	1118	1306	1494	1744	1990
Diameter (mm)	550	550	550	550	550	550
Empty weight (kg)	28	31	36	40	46	52
Full weight (kg)	134	167	200	232	275	317
Heat up time (min)	24	29	29	33	33	39
Number of immersions	1	1	1	1	2	2
Secondary return	N/A	N/A	N/A	Yes	Yes	Yes
V40 (Litres)	127	186	211	256	293	403



# STAINLESSLITE

**PRE-PLUMBED, SYSTEM READY & SYSTEM PLUS**  
120 | 150 | 180 | 210 | 250 | 300 LITRES

**KEY FEATURES**

- B rated up to 210L
- Quality components ensure a reliable, durable product
- Suitable for use with heat only and system boilers
- Manifold configuration comes complete with two heating zones and pump
- Tappings vertically aligned for easier pipework connections
- Pre-plumbed kit guarantees standardised pipe configuration for efficient new-build installations
- Fitting template helps speed up installation
- Corrugated coil provides increased heat transfer and prevention of scale build up
- Optional heating expansion kit available at time of order
- Optional room thermostats available at time of order, with one and two channels, to allow for two heating zones



# TECHNICAL SPECIFICATIONS

STAINLESSLITE PRE-PLUMBED INDIRECT

Product stock code		PROIN120PP	PROIN150PP	PROIN180PP	PROIN210PP	PROIN250PP	PROIN300PP
ErP rating		B	B	B	B	C	C
Heat loss	watts	39	47	55	62	74	86
Heat loss (kW/24hr)	watts	0.94	1.13	1.32	1.49	1.78	2.06
Capacity	litres	119	148	178	208	248	287
Height	mm	931	1118	1306	1494	1744	1990
Diameter	mm	550	550	550	550	550	550
Weight (empty)	kg	33	36	41	44	49	54
Weight (full)	kg	152	184	219	252	297	341
Heat up time	min	21	25	30	32	36	38
No. of immersions		1	1	1	1	2	2
Secondary return		No	No	No	Yes	Yes	Yes

STAINLESSLITE SYSTEM READY INDIRECT

Product stock code		PROIN120PPSR	PROIN150PPSR	PROIN180PPSR	PROIN210PPSR	PROIN250PPSR	PROIN300PPSR
ErP rating		B	B	B	B	C	C
Heat loss	watts	39	47	55	62	74	86
Heat loss (kW/24hr)	watts	0.94	1.13	1.32	1.49	1.78	2.06
Capacity	litres	119	148	178	208	248	287
Height	mm	931	1118	1306	1494	1744	1990
Diameter	mm	550	550	550	550	550	550
Weight (empty)	kg	33	36	41	44	49	54
Weight (full)	kg	152	184	219	252	297	341
Heat up time	min	21	25	30	32	36	38
No. of immersions		1	1	1	1	2	2
Secondary return		No	No	No	Yes	Yes	Yes

STAINLESSLITE SYSTEM PLUS INDIRECT

Product stock code		PROIN120PPSP	PROIN150PPSP	PROIN180PPSP	PROIN210PPSP	PROIN250PPSP	PROIN300PPSP
ErP rating		B	B	B	B	C	C
Heat loss	watts	39	47	55	62	74	86
Heat loss (kW/24hr)	watts	0.94	1.13	1.32	1.49	1.78	2.06
Capacity	litres	119	148	178	208	248	287
Height	mm	931	1118	1306	1494	1744	1990
Diameter	mm	550	550	550	550	550	550
Weight (empty)	kg	33	36	41	44	49	54
Weight (full)	kg	152	184	219	252	297	341
Heat up time	min	21	25	30	32	36	38
No. of immersions		1	1	1	1	2	2
Secondary return		No	No	No	Yes	Yes	Yes

NOTES:  
1. Heat up time from 15°C to 60°C (applies to primary heat source only)  
2. For further ErP information, please refer to the installation manual at [www.gledhill.net](http://www.gledhill.net)  
3. Stainlesslite Pre-Plumbed, System Ready and System Plus not available in slimline model  
\* Depending on cylinder model chosen

# STAINLESSLITE PLUS HEAT PUMP

## STANDARD

150 | 180 | 210 | 250 | 300 | 400 LITRES

### KEY FEATURES

- Designed for use with either air source or ground source heat pumps
- High efficiency corrugated coil maximises heat transfer to the cylinder of water
- 3kW incoloy immersion heater for emergency back-up and legionella protection
- 90° elbow and drain valve supplied as standard

STAINLESSLITE PLUS HEAT PUMP  
NOW B-RATED  
UP TO 210L  
(standard only)



# TECHNICAL SPECIFICATIONS

## STAINLESSLITE PLUS HEAT PUMP

Product stock code		PLUHP150	PLUHP180	PLUHP210	PLUHP250	PLUHP300	PLUHP400
ErP rating		B	B	B	C	C	C
Heat up time from 15°C to 50°C	min	16.4 (22.56)	17.62 (22.56)	18.74 (30.6)	22.01 (27.34)	22.97 (35.05)	30.94 (37.48)
Heat loss	watts	44	55	62	74	86	87
Heat loss (kW/24hr)	watts	1.07	1.32	1.49	1.78	2.06	2.09
Capacity	litres	148	178	208	248	287	393
Height	mm	1118	1306	1494	1744	1990	2030
Diameter	mm	550	550	550	550	550	630
Weight (empty)	kg	29	34	38	43	47	62
Weight (full)	kg	175	212	246	291	334	462
Surface area of HP coil	m²	1.6	2.5	2.5	3	3	4
Number of immersions		1	1	1	1	1	1
Secondary return		No	No	Yes	Yes	Yes	Yes

NOTES:  
1. For further ErP information, please refer to the installation manual at [www.gledhill.net](http://www.gledhill.net).  
2. Measured at 0.25 (0.42) l/s primary flow rate and at 80 (55)°C flow temperature, tested to BS EN 12897, figures in brackets show figures for HWA 002:2020 heat pump test results.

\*Slimline is only available in 180 and 210L.



# STAINLESSLITE PLUS SLIMLINE HEAT PUMP

SLIMLINE  
150 | 180 | 210 LITRES

KEY FEATURES

- Designed for use with either air source or ground source heat pumps
- High efficiency corrugated coil maximises heat transfer to the cylinder of water
- 3kW incoloy immersion heater for emergency back-up and legionella protection
- 90° elbow and drain valve supplied as standard



\*Slimline is only available in 180 and 210L.

# TECHNICAL SPECIFICATIONS

STAINLESSLITE PLUS SLIMLINE HEAT PUMP

Product stock code		PLUHP150SL	PLUHP180SL	PLUHP210SL
ErP rating		B	C	C
Heat up time from 15°C to 50°C	min	13.88 (22.26)	15.75 (21.81)	18.78 (23.68)
Heat loss	watts	50	67	74
Heat loss (kW/24hr)	watts	1.21	1.61	1.77
Capacity	litres	145	183	202
Height	mm	1519	1791	1963
Diameter	mm	475	475	475
Weight (empty)	kg	30	38	40
Weight (full)	kg	174	219	237
Surface area of HP coil	m²	1.8	3	3
Number of immersions		1	1	1
Secondary return		No	No	Yes

NOTES:  
1. For further ErP information, please refer to the installation manual at [www.gledhill.net](http://www.gledhill.net).  
2. Measured at 0.25 (0.42) l/s primary flow rate and at 80 (55)°C flow temperature, tested to BS EN 12897, figures in brackets show figures for HWA 002:2020 heat pump test results.

# STAINLESSLITE PLUS HEAT PUMP SOLAR

## STANDARD

180 | 210 | 250 | 300 | 400 LITRES

### KEY FEATURES

- Designed for use with either air source or ground source heat pumps in addition to solar thermal panels
- High efficiency corrugated coil maximises heat transfer to the cylinder of water
- 3kW incoloy immersion heater for for legionella protection
- 90° elbow and drain valve supplied as standard



# TECHNICAL SPECIFICATIONS

## STAINLESSLITE HEAT PUMP SOLAR

Product stock code		PLUHP180S	PLUHP210S	PLUHP250S	PLUHP300S	PLUHP400S
ErP rating		B	B	C	C	C
Heat up time from 15°C to 60°C	min	33	41	44	48	49
Heat loss	watts	55	62	74	86	87
Capacity	litres	178	208	248	287	393
Height	mm	1306	1494	1744	1990	2030
Diameter	mm	550	550	550	550	630
Weight (empty)	kg	33	37	44	48	61
Weight (full)	kg	211	245	292	335	461
Surface area of HP coil	m²	1.36	1.56	1.94	2.04	2.91
Dedicated solar volume	litres	63.5	74	88	102	130
Number of immersions		1	1	1	1	1
Secondary return		No	Yes	Yes	Yes	Yes

# PRE-PLUMBED HEAT PUMP DUO

## PRIMARY BENEFITS OF USING A DUO BUFFER TANK?

- Reduced space requirements for internal plant, when compared to a separate buffer installation
- Reduced installation time
- Always provides sufficient system volume for the heat pump's defrost function
- Enables system decoupling between the heat pump and heating system: thus, allowing multiple heating zones to be operated
- Acts as an energy store, enabling faster response times when heating zones are calling
- Compact and tidy solution for medium to larger homes

## WHAT IS THE GLEDHILL HEAT PUMP DUO?

The Gledhill Heat Pump DUO is a cylinder with a built in 70 litre buffer. The buffer stores the heat generated by the heat pump and removes the need for an external buffer tank while maintaining just one footprint. The primary heated water is diverted to either the buffer tank for heating demand or the DHW cylinder coil for domestic hot water demand via a 3-port valve. The “fresh” water within the unvented cylinder is supplied directly from the mains cold, and therefore never mixes with the system water.



## HOW DOES THE GLEDHILL HEAT PUMP DUO WORK?

A heat pump is designed to generate and provide constant heat, sourcing energy from either the air, ground or water. During the heating season when heat loss within a house is at it's peak, a heat pump will run efficiently to provide heat to both the heat pump duo cylinder and the built-in buffer tank. With the addition of the 70L buffer tank, the heating controls can call for the heat pump duo cylinder to circulate the energy within the buffer around the heating distribution system, allowing for optimum user comfort.

## SEASONAL ADJUSTMENTS

Throughout the warmer times of the year, the heat loss within a home is reduced and as a result, the heat pump isn't required to work as hard as it would through the Winter to provide heating comfort. During the Spring and Autumn the heat pump will operate at a lower power output, while maintaining the same comfort and indoor temperature as experienced during the Winter. Intelligent weather compensation and smart controls, in synergy with the integral buffer tank, ensure that the heat pump components are protected against the effect of cycling.

## HEAT PUMP DEFROST FUNCTION

In addition to storing energy for distribution, it maintains an energy bank, that enables an efficient defrost function to be called by the heat pump. This is achieved by increasing the available system volume by 70 litres. Heat pump manufacturers will state a minimum system volume requirement in the literature.

## HOW TO CHOOSE THE CORRECT HOT WATER CYLINDER SIZE

Property Size	Bathrooms	Heat Pump Litre Requirement	Standard Cylinder (L)	Heat Pump Cylinder (L)
1 Bedroom	1	90	90 - 120	180
2 Bedroom	1	135	120 - 150	180
3 Bedroom	1	180	150 - 180	180
3 Bedroom	2	180	180 - 210	210
4 Bedroom	2	225	210 - 250	250
5 Bedroom	2	270	210 - 250	300
6 Bedroom	3	315-400	300 - 400	300 - 400




# STAINLESSLITE PLUS HEAT PUMP DUO

PARTIALLY &  
FULLY PRE-PLUMBED  
200/70 | 300/70 LITRES

### KEY FEATURES

- Designed for use with either air source or ground source heat pumps
- High efficiency corrugated coil maximises heat transfer to the cylinder of water
- 3kW incoloy immersion heater for legionella protection
- Includes built in 70 Litre buffer tank



# TECHNICAL SPECIFICATIONS

### STAINLESSLITE HEAT PUMP DUO

Product stock code		PLUHP200DUO	PLUHP200DUOPP	PLUHP300DUO	PLUHP300DUOPP
ErP rating		C	C	C	C
Heat up time from 15°C to 50°C	min	18.74 (30.6)*	18.74 (30.6)*	22.97 (35.05)*	22.97 (35.05)*
Heat loss	watts	93	93	104	104
	kWh/24hr	2.22	2.22	2.51	2.51
Capacity - cylinder/buffer	litres	200/70	200/70	300/70	300/70
Height	mm	1992	1992	2034	2034
Diameter	mm	550	550	630	630
Weight (empty)	kg	51	56	64	69
Weight (full)	kg	321	326	436	441
Primary heat exchanger surface area	m²	2.5	2.5	3	3
Number of immersions		1	1	1	1
Secondary return		Yes	Yes	Yes	Yes

NOTES:  
For further ErP information, please refer to the installation manual at [www.gledhill.net](http://www.gledhill.net)  
\* Measured at 0.25 (0.42) l/s primary flow rate and at 80 (55)°C flow temperature, tested to BS EN 12897



# STAINLESSLITE PLUS DIRECT SOLAR

STANDARD & SLIMLINE  
180 | 210 | 250 | 300 | 400 LITRES

KEY FEATURES

- Specifically designed for use with solar thermal panels
- Corrugated coil to maximise the heat transfer from the solar input
- 3kW incoloy 800 immersion heater for primary source
- 3kW incoloy immersion heater for emergency back-up
- 90° elbow and drain valve supplied as standard

STAINLESSLITE  
PLUS SOLAR DIRECT  
B-RATED UP TO 210L



# TECHNICAL SPECIFICATIONS

STAINLESSLITE PLUS SOLAR DIRECT

Product stock code		PLUDR180S	PLUDR210S	PLUDR250S	PLUDR300S	PLUDR400S
ErP rating		B	B	C	C	C
Heat loss	watts	55	62	74	86	87
Capacity	litres	178	208	248	287	393
Height	mm	1306	1494	1744	1990	2030
Diameter	mm	550	550	550	550	630
Weight (empty)	kg	30	34	39	43	49
Weight (full)	kg	208	242	287	330	449
Heat up time	min	n/a	n/a	n/a	n/a	n/a
Dedicated solar volume	litres	60	70	84	100	150
Number of immersions		2	2	2	2	2
Secondary return		No	Yes	Yes	Yes	Yes

STAINLESSLITE PLUS SOLAR SLIMLINE DIRECT

Product stock code		PLUDR180SSL	PLUDR210SSL
ErP rating		C	C
Heat loss	watts	67	74
Capacity	litres	183	202
Height	mm	1791	1963
Diameter	mm	475	475
Weight (empty)	kg	34	36
Weight (full)	kg	215	233
Heat up time	min	n/a	n/a
Dedicated solar volume	litres	60	70
Number of immersions		2	2
Secondary return		No	Yes

NOTES:  
1. Heat up time from 15°C to 60°C (applies to primary heat source only).  
2. For further ErP information, please refer to the installation manual at [www.gledhill.net](http://www.gledhill.net).  
\*Slimline is only available in 180 and 210L.

# STAINLESSLITE PLUS INDIRECT SOLAR

STANDARD & SLIMLINE  
180 | 210 | 250 | 300 | 400 LITRES

KEY FEATURES

- Designed for use with gas or oil boilers, either sealed system or open vented
- High efficiency corrugated coil maximises heat transfer to the cylinder of water
- Corrugated coil provides faster reheat times
- 3kW incoloy immersion heater for emergency back-up
- 90° elbow and drain valve supplied as standard

STAINLESSLITE PLUS  
INDIRECT NOW  
B-RATED UP TO 210L



# TECHNICAL SPECIFICATIONS

STAINLESSLITE PLUS SOLAR INDIRECT

Product stock code		PLUIN180S	PLUIN210S	PLUIN250S	PLUIN300S	PLUIN400S
ErP rating		B	B	C	C	C
Heat loss	watts	55	62	74	86	87
Heat loss	kW/24hr	1.32	1.49	1.78	2.06	2.09
Capacity	litres	178	208	248	287	393
Height	mm	1306	1494	1744	1990	2030
Diameter	mm	550	550	550	550	630
Weight (empty)	kg	31	35	40	44	59
Weight (full)	kg	209	243	288	331	459
Heat up time	min	28	35	38	41	45
Dedicated solar volume	litres	96	101	107	125	165
Number of immersions		1	1	1	1	1
Secondary return		No	Yes	Yes	Yes	Yes

NOTES:  
1. Heat up time from 15°C to 60°C (applies to primary heat source only).  
2. For further ErP information, please refer to the installation manual at [www.gledhill.net](http://www.gledhill.net).  
3. Slimline is only available in 180 and 210L.



# STAINLESSLITE PLUS HORIZONTAL SOLAR

180 | 210 | 250 | 300 LITRES

### KEY FEATURES

- One of the first independently approved domestic horizontal unvented cylinders
- Provides the ideal solution for height restricted installation spaces
- Specifically designed for use with solar thermal panels in addition to gas or oil boilers
- 3kW incoloy immersion heater for emergency back-up



# TECHNICAL SPECIFICATIONS

### STAINLESSLITE PLUS HORIZONTAL SOLAR

Product stock code		PLUIN180SH	PLUIN210SH	PLUIN250SH	PLUIN300SH
ErP rating		C	C	C	C
Heat loss	watts	78	82	86	91
Capacity	litres	170	204	244	287
Overall height	mm	585	585	585	585
Overall width	mm	1306	1494	1744	1990
Diameter	mm	550	550	550	550
Weight (empty)	kg	29	31	34	45
Weight (full)	kg	199	235	278	332
Heat up time	min	21	24	38	26
Number of immersions		1	1	1	1
Secondary return		No	Yes	Yes	Yes
Primary coil surface area		0.59	0.59	0.78	0.78
Solar coil surface area		0.49	0.49	0.59	0.59

NOTES:  
1. The dedicated solar volume is the amount of water that cannot be heated by any other heat source in line with ADL1 Compliance.  
2. Heat up time from 15°C to 60°C (applies to primary heat source only).  
3. For further ErP information, please refer to the installation manual at [www.gledhill.net](http://www.gledhill.net).

# TORRENT STAINLESS OPEN VENTED SOLAR

OPEN VENTRED SOLAR  
& SP SOLAR  
150 | 180 | 210 | 250 | 350 LITRES

### OPEN VENTED SOLAR KEY FEATURES

- Specifically designed for use with solar thermal panels
- Utilises open vented boiler to heat the store directly
- 3kW immersion heater for emergency back-up
- Utilises solid fuel connections
- Provides mains pressure hot water
- Blanking caps supplied

### SP SOLAR KEY FEATURES

- Specifically designed for use with solar thermal panels
- Sealed primary boiler connections as standard
- 3kW immersion heater for emergency back-up
- Provides mains pressure hot water
- Blanking caps supplied
- Includes solid fuel connections



# TECHNICAL SPECIFICATIONS

### TORRENT STAINLESS OPEN VENTED SOLAR

Product stock code		TST150OVSOL	TST180OVSOL	TST210OVSOL	TST250OVSOL	TST350OVSOL
ErP rating		B	B	B	C	C
Heat loss	watts	47	55	62	74	79
Capacity	litres	148	178	208	248	345
Unit height	mm	1118	1306	1494	1744	1765
Unit Diameter	mm	550	550	550	550	630
Dedicated solar volume	litres	64	74	84	97	130
Max. solar collector area <sup>1</sup>	m <sup>2</sup>	2.22	2.54	2.91	3.88	4.64
Solar heat exch. surface area	m <sup>2</sup>	0.78	0.78	1.27	1.27	1.27
Max. hot water flow rate	litres/min	26.5	26.5	26.5	26.5	26.5
Maximum dwelling type	bath	1	1	1	2	2
	shower room	-	-	1	1	2
	bed	1-2	2-3	2-3	3-4	4-5

### TORRENT STAINLESS SP SOLAR

Product stock code		TST150SPSOL	TST180SPSOL	TST210SPSOL	TST250SPSOL	TST350SPSOL
ErP rating		B	B	B	C	C
Heat loss	watts	47	55	62	74	79
Capacity	litres	148	178	208	248	345
Unit height	mm	1118	1306	1494	1744	1765
Unit Diameter	mm	550	550	550	550	630
Dedicated solar volume	litres	64	74	84	97	130
Max. solar collector area <sup>1</sup>	m <sup>2</sup>	2.22	2.54	2.91	3.88	4.64
Solar heat exch. surface area	m <sup>2</sup>	0.78	0.78	1.27	1.27	1.27
Max. hot water flow rate	litres/min	26.5	26.5	26.5	26.5	26.5

To comply with the Building Regulations ADL1 Domestic Heating Compliance Guide.

- Additional height for feed and expansion tank will need to be allowed if it is to be sited in the same cupboard.
- Vent pipes shown through the side of the feed and expansion tank may not be suitable for all systems. Installers must check suitability.
- The standard open vented store relies on a feed and expansion tank suitably sited above the highest radiator point to provide sufficient head for the system connected to the store. As the domestic hot water is at mains pressure, the Torrent Stainless SP Sol itself can be sited anywhere in the property.
- The Torrent Stainless SP Sol can be installed as a standard 'S' plan or 'Y' plan. The benefit of this is more flexibility on the location of the feed and expansion tank. However, when installed this way the central heating output will not gain heat from the solar thermal input to the thermal store.
- The feed and expansion tank must be sized to take the water expansion of the whole system (ie. solid fuel boiler, cylinder, open flue boiler and auxiliary heating).
- The feed and expansion tank is not supplied as standard with the unit, but is available as an optional extra at the time of order.
- For all solid fuel applications, copper feed and expansion tanks are required and are available as an optional extra at the time of order.
- Full pipe not shown see manual for full details.

# STAINLESSLITE PLUS BUFFER STORE

DIRECT & INDIRECT  
90 | 120 | 210 | 300 | 400 LITRES\*

### KEY FEATURES

- Used with either an open vented primary system or a sealed primary system
- Indirect version enables open and sealed systems to be combined
- Buffer store enables combination of different heat sources and provides hydraulic break between systems providing supply for both space heating and DHW appliances
- Designed for the use of multiple heat source inputs like heat pumps, solar thermal, solid fuel as well as gas and oil boilers
- Indirect models enable the systems to work with different pressures and different circulating fluid types to combined eg boiler systems and solar thermal



STAINLESSLITE PLUS  
BUFFER STORE NOW  
B-RATED UP TO 210L

# TECHNICAL SPECIFICATIONS

### STAINLESSLITE BUFFER STORE DIRECT

Product stock code		PLUDR090B	PLUDR120B	PLUDR210B	PLUDR300B	PLUDR400B
ErP rating		A	B	B	C	C
Heat loss	watts	32	39	62	86	87
Heat loss (kW/24hr)	watts	0.77	0.94	1.49	2.06	2.09
Capacity	litres	91	119	208	287	393
Height	mm	764	931	1494	1990	2030
Diameter	mm	550	550	550	550	630
Weight (empty)	kg	17	20	30	39	51
Weight (full)	kg	108	139	238	326	451

### STAINLESSLITE BUFFER STORE INDIRECT

Product stock code		PLUIN120B	PLUIN210B	PLUIN300B	PLUIN400B
ErP rating		B	B	C	C
Heat loss	watts	39	62	86	87
Heat loss (kW/24hr)	watts	0.94	1.49	2.06	2.09
Capacity	litres	119	208	287	393
Height	mm	931	1494	1990	2030
Diameter	mm	550	550	550	630
Weight (empty)	kg	22	32	41	55
Weight (full)	kg	141	240	328	455

NOTES:  
1. For further ErP information, please refer to the installation manual at [www.gledhill.net](http://www.gledhill.net)  
2. Indirect is only available in 120 to 400L.  
\* Depending on cylinder model chosen

# STAINLESSLITE PLUS FLEXIBLE BUFFER STORE

90 | 120 | 210 | 250 | 300 | 400 LITRES

### KEY FEATURES


- The Flexible duplex stainless steel buffer can be used with either an open vented primary system or a sealed primary system.
- Allows any combination of flow and return connections to the buffer; up to a total of 4. More flows and returns can be handled by the use of headers.
- Designed for use with many heat sources, heat pumps, solar thermal, gas boiler, and oil boilers. Designed for use with many heat outputs, radiators systems, underfloor heating systems, and unvented cylinders.
- Works up to 3.5 bar pressure.

STAINLESSLITE PLUS FLEXIBLE BUFFER  
STORE NOW B-RATED UP TO 210L

## TECHNICAL SPECIFICATIONS

### STAINLESSLITE PLUS FLEXIBLE BUFFER STORE

Product stock code		PLU090MB	PLU120MB	PLU210MB	PLU250MB	PLU300MB	PLU400MB
ErP rating		A	B	B	C	C	C
Heat loss	watts	32	39	62	74	86	87
Heat loss (kW/24hr)	watts	0.77	0.94	1.49	1.78	2.06	2.09
Capacity	litres	91	119	208	248	287	393
Height	mm	764	931	1494	1744	1990	2030
Diameter	mm	550	550	550	550	550	630
Weight (empty)	kg	18	21	30	34	39	51
Weight (full)	kg	109	140	238	282	326	451



# ALL BOILERMATE MODELS COME WITH A 5 YEAR WARRANTY FOR PEACE OF MIND.

### AN EASY INSTALLATION

As the BoilerMate is open vented, there is no requirement for an external expansion vessel or discharge pipework.

Perfect for apartments both the BoilerMate Open Vented and BoilerMate SP are available in Pre-Plumbed configurations for quicker and uniformed installations.





# BOILERMATE

## SP, SP PRE-PLUMBED & OPEN VENTED PRE-PLUMBED

150 | 180 | 210 LITRES

### SP & SP PRE-PLUMBED KEY FEATURES

- Mains pressure hot water giving power shower performance
- Suitable for use with heat only and system boilers\*
- Increased system efficiency, reducing running costs
- No annual maintenance or safety check requirement
- No G3 qualification requirement for installation
- Optional extras available to purchase separately
- Suitable for use with a central plant system or a district heating system.
- Fitting template provided to speed up installation time.

### OPEN VENTED PRE-PLUMBED KEY FEATURES

- Mains pressure hot water giving power shower performance
- Suitable for use with heat only and system boilers\*
- Increased system efficiency, reducing running costs
- No annual maintenance or safety check requirement
- No G3 qualification requirement for installation
- Optional extras available to purchase separately.
- Fitting template provided to speed up installation time



# TECHNICAL SPECIFICATIONS

## BOILERMATE SP

Product stock code		BMSTSP150	BMSTSP180	BMSTSP210
ErP rating		C	C	C
Heat loss	watts	47	55	62
Capacity	litres	151	181	211
Unit height	mm	1118	1306	1494
Unit diameter	mm	550	550	550
Max. hot water flow rate	litres/minute	12.6	12.6	12.6
Maximum dwelling type	bath	1	1	2
	shower room	1	1	1
	bed	1-2	2-3	2-4

## BOILERMATE SP PRE-PLUMBED

Product stock code		BMSTSP150PP	BMSTSP180PP	BMSTSP210PP
ErP rating		C	C	C
Heat loss	watts	47	55	62
Capacity	litres	151	181	211
Unit height	mm	1118	1306	1494
Unit diameter	mm	550	550	550
Max. hot water flow rate	litres/minute	12.6	12.6	12.6

## BOILERMATE OPEN VENTED PRE-PLUMBED

Product stock code		BMSTOV150PP	BMSTOV180PP	BMSTOV210PP
ErP rating		C	C	C
Heat loss	watts	47	55	62
Capacity	litres	151	181	211
Unit height	mm	1118	1306	1494
Unit diameter	mm	550	550	550
Max. hot water flow rate	litres/minute	12.6	12.6	12.6

NOTES:

1. The height stated is to the top of the unit plus 550mm, which should allow for a 25mm thick shelf/board and room for servicing. This will need to be increased by 125mm if the automatic fill method is chosen.
2. Open Vented model heated by a 30kW boiler at 15 l/m.
3. Full thermal store volume reheated from 35°C to 75°C.
4. Please refer to the installation manual for the minimum cupboard space requirement. This can be reduced by approximately 35mm if the insulation is removed from the plate heat exchanger.

\* Depending on cylinder model chosen

# PULSACOIL STAINLESS

150 | 180 | 210 LITRES

### KEY FEATURES

- Circular feed and expansion tank, with improved aesthetics and reduction in height compared to previous rectangular option
- Provides mains pressure hot water
- Maximises the benefit of available off-peak electricity tariffs
- No annual maintenance or safety check requirement
- No discharge pipework
- Hot water is generated by passing mains cold water through a plate heat exchanger, eliminating any risk of Legionella
- Option to use secondary heat source



# TECHNICAL SPECIFICATIONS

### PULSACOIL STAINLESS

Product Stock Code		PCCST150LH	PCCST180LH	PCCST210LH*
ErP rating		C	C	C
Heat loss	watts	47	55	62
	kWh/24hr	1.48	1.78	2.08
Unit height	mm	1112	1300	1488
Unit diameter	mm	550	550	550
Min cupboard height <sup>1</sup>	mm	1582	1770	1958
Min cupboard width	mm	670	670	670
Min cupboard depth	mm	650	650	650
Weight (empty)	kg	35	39	47
Weight (full)	kg	186	220	258
Thermal store volume	litres	151	181	211
Domestic hot water volume (above 40 degrees)	litres	138	154	196
Maximum DHW Pressure	bar	5	5	5

### MODEL SELECTION

Description	Dwelling Type			
Bedroom	1-2	2-3	2-3	2-4
Bathroom	1 or	1	1	2
En-suite shower rooms	1	1	2	1
Model size required - Economy 7 tariff	PCCST150LH	PCCST150LH	PCCST180LH	PCCST180LH
Model size required - Economy 10 tariff	PCCST150LH	PCCST150LH	PCCST180LH	PCCST180LH

\*Available in right hand model



# ENVIROFOAM STAINLESS

## DIRECT & INDIRECT

### KEY FEATURES

- 2017 ErP compliant
- Tapping positions to BS1566 specifications
- 10 year warranty
- Duplex stainless steel
- Shower take-off/secondary return on all models as standard
- 100% recyclable
- Compression fittings included



## TECHNICAL SPECIFICATIONS

### ENVIROFOAM STAINLESS DIRECT

Gledhill Code	ErP Rating	Cylinder Height (mm)	Cylinder Diameter (mm)	Capacity (litres)	Rating (kW)
SE36X18DIR	C	900	450	117	N/A

### ENVIROFOAM STAINLESS INDIRECT

Gledhill Code	ErP Rating	Cylinder Height (mm)	Cylinder Diameter (mm)	Capacity (litres)	Rating (kW)
SE36X18IND	C	900	450	117	15
SE42X18IND	C	1050	450	140	20
SE48X18IND	C	1200	450	162	23
SE36X16IND	C	900	400	96	14
SE42X16IND	C	1050	400	114	16

# ENVIROFOAM COPPER

## DIRECT & INDIRECT

### KEY FEATURES

- 2017 ErP compliant
- Standard 1 inch male & female tapplings with optional compression fittings available
- 10 year warranty
- Low standing heat loss
- 100% recyclable
- Secondary return is an optional extra



## TECHNICAL SPECIFICATIONS

### ENVIROFOAM COPPER DIRECT

Gledhill Code	ErP Rating	BS1566 Ref	Cylinder Height (mm)	Cylinder Diameter (mm)	Capacity (litres)
BDIR14	C	2	900	400	96
BDIR15	C	3	1050	400	115
BDIR17	B	4	675	450	86
BDIR18	C	5	750	450	98
BDIR19	C	6	825	450	109
BDIR20	C	7	900	450	120
BDIR21	C	8	1050	450	144
BDIR22	C	9	1200	450	166
BDIR23	C	9E	1500	450	218
BDIR25	C	10	1200	500	202

### ENVIROFOAM COPPER INDIRECT

Gledhill Code	ErP Rating	BS1566 Ref	Cylinder Height (mm)	Cylinder Diameter (mm)	Capacity (litres)	Rating (kW)
BIND15	C	2	900	400	96	11
BIND16	C	3	1050	400	115	14
BIND19	B	4	675	450	86	9
BIND20	C	5	750	450	98	11
BIND21	C	6	825	450	109	13
BIND22	C	7	900	450	120	14
BIND23	C	8	1050	450	144	16
BIND24	C	9	1200	450	166	17
BIND25	C	9E	1500	450	218	22
BIND27	C	10	1200	500	202	21

# GLEDHILL CYLINDER WASHING MACHINE FRAME

**SUPPORTS CYLINDERS BETWEEN 120L - 250L**  
**PRODUCT CODE: MS600**

## **PRODUCT FEATURES:**

Designed with space saving efficiency in mind for new build homes as well as apartments our washing machine frame comes flat packed and when built up has a height of 910mm, width of 670mm and depth of 600mm making it the perfect solution for any space restriction issue.

The Gledhill washing machine frame **perfectly accommodates all** of our Platinum Direct cylinder sizes as well as over 50% of our Platinum Indirect cylinders. In addition, our washing machine frame is suitable for nearly all our Stainlesslite Plus 120L - 250L hot water cylinders as well as our Stainless ES and Gledhill Stainless Pro cylinders between 120L and 250L in size.

- Engineered from Stainless Steel for stability
- Accommodates 120L - 250L cylinder sizes
- Solution for space restrictions in new builds and apartment complexes



\*Please note washing machine not included

# OUR LOCATIONS



**OUR UNIQUE STRUCTURE, CONSISTING OF FIVE DISTRIBUTION HUBS, IS GEOGRAPHICALLY SITUATED FOR EFFECTIVE, WIDESPREAD PRODUCT AVAILABILITY.**

Allowing us to have full control over our own fleet of vehicles, enabling us to add value and meet the demand of our customers.



# NOTES



Since 2015 Gledhill has been part of Groupe Atlantic, a heating solutions international manufacturer, with 20 factories across Europe distributing products to over 100 countries.

With a legacy that spans over five decades, Groupe Atlantic have emerged as a leading European player, setting the standards for sustainable heating and hot water solutions.

### / EXPERTISE THAT KNOWS NO BOUNDARIES

Groupe Atlantic boasts a multi-energy expertise that encompasses electric, gas and renewables. This unparalleled knowledge underpins the comprehensive range of heating and hot water solutions, catering to the diverse needs of domestic and commercial sectors. Groupe Atlantic is not just attentive of its markets, it shapes them. The brands that are part of the group, Ideal Heating, Atlantic and Gledhill offer a wide spectrum of products, from water heaters and electric heaters to domestic and commercial boilers and heat pumps.

### / A RICH HISTORY OF INNOVATION

Founded in 1968 in La Roche-sur-Yon, France, Groupe Atlantic has been at the forefront of revolutionising comfort and sustainability. Commitment to excellence has led to the establishment of 31 industrial sites and 43 commercial manufacturing sites, ensuring a presence and impact on a global scale.

### / A GLOBAL PRESENCE

Spanning five continents, Groupe Atlantic is not just a company; it's a worldwide community dedicated to enhancing heating and hot water.

Inside these pages, you'll discover how the Groupe Atlantic's brands Ideal Heating, Atlantic, and Gledhill stand as beacons of innovation, and how its commitment to sustainability drives every aspect of its work.

**ideal**  
HEATING

**Keston**  
BY IDEAL HEATING

**Hamworthy**

**atlantic**

**G GLEDHILL**

**ACV**



UK'S NUMBER ONE CYLINDER MANUFACTURER

## SPARES

Gledhill products are manufactured to the highest quality standards. In the unlikely event that you require a spare part, you can contact Gledhill Spare Parts by calling;

**01253 474412**

or visit [gledhill-spares.net](https://gledhill-spares.net)

## HERE TO HELP

If you're looking for technical assistance while you're on the job, give our technical team a call. With many years' experience, they're an invaluable resource to have at the end of the phone. For technical advice please call;

**01253 474584**

or visit [gledhill.net](https://gledhill.net)

Gledhill Building Products Limited  
Sycamore Estate,  
Squires Gate,  
Blackpool FY4 3RL

**T: 01253 474550**

**E: [enquiries@gledhill.net](mailto:enquiries@gledhill.net)**

**GLEDHILL.NET** /   



FM 02057

