

# DISCOVER THE GLOW-WORM BOILER RANGE

Independent Merchant Range



glow ✨ worm

# KEEPING BRITAIN GLOWING

## We've been keeping people cosy for over 90 years

Our product ranges are made for homes that are there to be lived in, not looked at. Whether it's the hot shower after football training or feeling toasty on the sofa, we provide that warm flow that keeps everyone going.

Not only this, but they're easy to fit, reliable and backed by exceptional support, with more installer perks than you can shake a spanner at.

## Who we are

Glow-worm is a cornerstone of the UK heating industry, nestled in the heart of Derbyshire. Since 1934, our focus has been on building robust, high-efficiency boilers, controls and accessories that provide the families of Britain with the warmth and hot water they need, when they need it.

In 2001, we were acquired by the Vaillant Group, one of Europe's largest heating appliance manufacturers. Its investment has enabled us to expand our product offering and develop innovative new technologies – while keeping our roots at our state-of-the-art factory in Belper.

As part of Vaillant Group, Glow-worm is proud to have achieved both Investors in People Gold and Health and Wellbeing awards.



Rated **Excellent** on **Trustpilot**



## Contents

# Say hello to the range

### The Energy<sub>7</sub> range



**Combi boiler**  
See page 4



**System boiler**  
See page 6



**Regular boiler**  
See page 8

### The Easicom<sub>3</sub> range



**Combi boiler**  
See page 10



**System boiler**  
See page 12



**Regular boiler**  
See page 14

### The Compact range



**Combi boiler**  
See page 16



**LPG boiler**  
See page 18

Power System Filter .....	20	Training with Glow-worm .....	32
Smart controls .....	22	myREWARDS .....	35
Bathroom zoning .....	25	Technical support .....	36
Flue options .....	28	The right part for every job .....	37

# Energy<sub>7</sub> Combi Boiler

Our Energy<sub>7</sub> combi range combines an attractive modern design with exceptional performance. Light and compact, with a choice of top or rear flues, it's a dream to fit. The automotive-grade aluminium heat exchanger has large waterways that make it ideal for retrofit jobs. Patented four-sided cooling reduces the strain on the heat exchanger to improve reliability. Homeowners love the extra reassurance of up to a 10-year guarantee.\*



**MADE IN BRITAIN**



FREE 10-year guarantee\*



Earn £50 cashback when registered with the Glow-worm Power System Filter through myREWARDS



Top and rear flue options available



Manufactured in our award-winning factory in Derbyshire



Compatible with our Power System Filter



Ultra-quiet operation

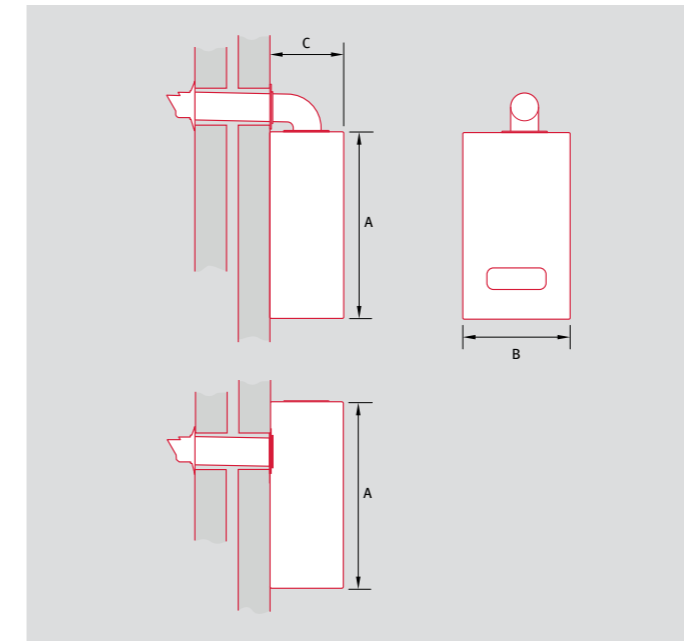
## Features and benefits

- Top and rear flue options offer flexibility to fit most install situations and is perfect for retrofit
- Superior-quality parts have longevity and are easy to maintain
- Small footprint for easier installation and dimensions suitable to be installed in a standard cupboard
- Modern LCD display offers excellent clarity, even in dimly lit rooms
- Works with Glow-worm's entire range of intelligent controls
- Ultra-quiet in operation

\*When installed with a Glow-worm Power System Filter and registered through myREWARDS.

## Energy, combi technical specification

### Energy, combi dimensions



Boiler dimensions		
Height (A)	Width (B)	Depth (C)
700mm	390mm	280mm

### Energy, combi clearances



Boiler clearances			
Top	Side	Bottom	Front
205mm*	5mm**	150mm	600mm***

\*Reduced to 20mm if using a rear flue.

\*\*Greater than 5mm will allow for improved access.

\*\*\*5mm if removable panel or door.

	Unit of measure	25c	30c	35c
<b>General</b>				
Boiler type		Combi	Combi	Combi
Model output	kW	25	30	35
Article number		0010035896	0010035897	0010035898
Gas Council number		47-019-60	47-019-61	47-019-62
Lift weight	kg	32	33	33
<b>Performance</b>				
NOx (ErP label)	mg/kWh	39	39	39
ErP efficiency	%	94	94	94
ErP decibel rating (sound power)	dB(A)	49	51	52
ErP efficiency Heating/DHW	A+++ to D / A+ to F	A/A	A/A	A/A
PCDB annual efficiency (SAP 2009/2012)	%	89.6	89.7	89.7
CH output range	50/30°C / 80/60°C	5.3 - 19.1 / 5.1 - 18.2	6.3 - 26.5 / 6.1 - 25.2	7.5 - 26.7 / 7.2 - 25.5
Modulation factor	(Min/Max)	1:5	1:5	1:5
<b>Heating and hot water</b>				
Hot water flow rate (ΔT 35°C)	l/min	10.4	12.2	14.1
<b>Flue</b>				
Max flue length - horizontal/vertical (60/100)	m	10/10	10/10	10/10
Max flue length - horizontal/vertical (80/125)	m	25/25	25/25	25/25
Rear flue	Yes/No	Yes	Yes	Yes
<b>Mechanical</b>				
Expansion vessel size	litres	8	8	8

# Energy<sub>7</sub> System Boiler

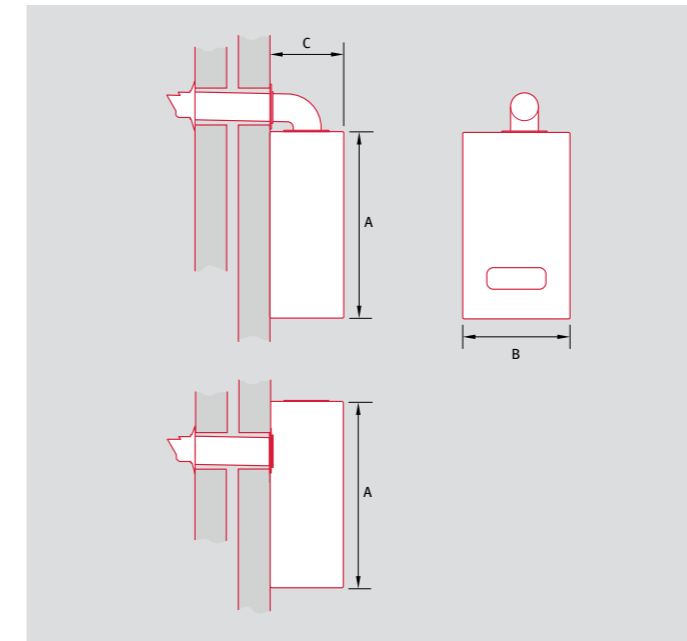
Our Energy<sub>7</sub> system boiler range is great for homes with high hot water demands and can be installed with a range of cylinders for hot water storage. Light and compact, yet perfectly formed, it's a breeze to fit, especially with its choice of top or rear flue options. The combination of automotive-grade materials and a patented four-sided cooling system ensures the heat exchanger lasts longer, providing homeowners with the reliability they expect from their boiler. Servicing is easy, too. With simple water flush cleaning that doesn't need any special tools or chemicals. Plus, the nationwide availability of parts makes repairs simpler.



**MADE IN BRITAIN**

## Energy, system technical specification

### Energy, system dimensions



Boiler dimensions		
Height (A)	Width (B)	Depth (C)
700mm	390mm	280mm

### Energy, system clearances



Boiler clearances			
Top	Side	Bottom	Front
205mm*	5mm**	150mm	600mm***

\*Reduced to 20mm if using a rear flue.

\*\*Greater than 5mm will allow for improved access.

\*\*\*5mm if removable panel or door.

## Features and benefits

- Top and rear flue options offer flexibility to fit most install situations and is perfect for retrofit
- Superior-quality parts have longevity and are easy to maintain
- Small footprint for easier installation and dimensions suitable to be installed in a standard cupboard
- Modern LCD display offers excellent clarity, even in dimly lit rooms
- Works with Glow-worm's entire range of intelligent controls
- Ultra-quiet in operation

\*When installed with a Glow-worm Power System Filter and registered through myREWARDS.



FREE 10-year guarantee\*



Earn cashback when installs are registered through myREWARDS



Top and rear flue options available



Manufactured in our award-winning factory in Derbyshire



Compatible with our Power System Filter



Ultra-quiet operation

	Unit of measure	12s	15s	18s	25s	30s
General						
Boiler type		System	System	System	System	System
Model output	kW	12	15	18	25	30
Article number		0010035899	0010035900	0010035901	0010035902	0010035903
Gas Council number		41-019-53	41-019-54	41-019-55	41-019-56	41-019-57
Lift weight	kg	31	31	31	32	32
Performance						
NOx (ErP label)	mg/kWh	33	32	39	39	40
ErP efficiency	%	94	94	94	94	94
ErP decibel rating (sound power)	dB(A)	45	48	49	51	54
ErP efficiency Heating/DHW	A+++ to D / A+ to F	A/-	A/-	A/-	A/-	A/-
PCDB annual efficiency (SAP 2009/2012)	%	89.8	89.8	89.7	89.8	89.8
CH Output range	50/30°C / 80/60°C	4.7 - 12.8 / 4.5 - 12.2	4.7 - 15.9 / 4.5 - 15.1	5.2 - 19.1 / 5.0 - 18.2	6.4 - 26.5 / 6.1 - 25.2	7.5 - 31.8 / 7.1 - 30.3
Modulation factor	(Min/Max)	1:3.5	1:4	1:4	1:4	1:4
Flue						
Max flue length - horizontal/vertical (60/100)	m	10/10	10/10	10/10	10/10	10/10
Max flue length - horizontal/vertical (80/125)	m	25/25	25/25	25/25	25/25	25/25
Rear flue	Yes/No	Yes	Yes	Yes	Yes	Yes
Mechanical						
Expansion vessel size	litres	8	8	8	8	8

# Energy<sub>7</sub> Regular Boiler

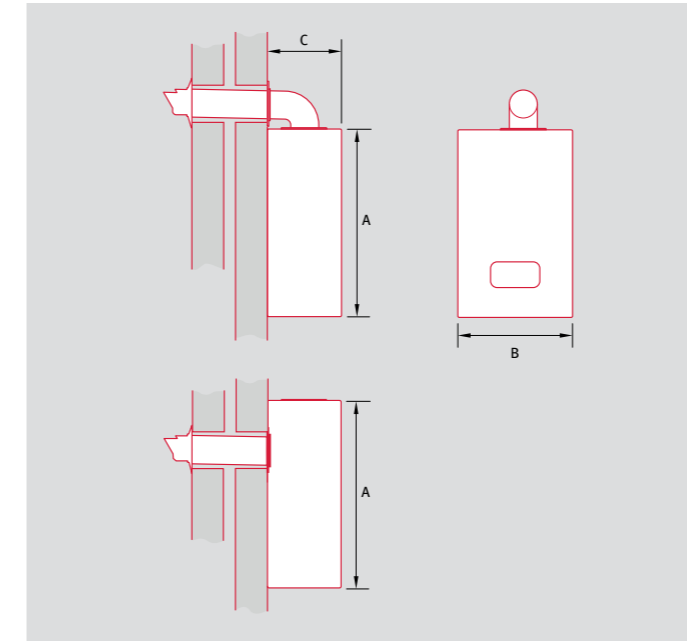
Our Energy<sub>7</sub> regular boiler, otherwise known as an open vent boiler, can be paired with a wide range of Glow-worm controls to create the perfect heating system for homeowners. It's especially useful for those high hot water demands and can be installed with a range of cylinders for hot water storage. Despite its heavyweight performance, the Energy<sub>7</sub> regular is lightweight, compact and easy to install. The choice of top or rear flue offers flexibility, particularly when it comes to retrofitting. We use patented four-sided cooling to reduce stress on the high-quality heat exchanger, delivering reliability homeowners can really get behind.



**MADE IN BRITAIN**

## Energy, regular technical specification

### Energy, regular dimensions



Boiler dimensions		
Height (A)	Width (B)	Depth (C)
600mm	375mm	280mm

### Energy, regular clearances



Boiler clearances			
Top	Side	Bottom	Front
205mm*	5mm**	150mm	600mm***

\*Reduced to 75mm if using a rear flue.

\*\*Greater than 5mm will allow for improved access.

\*\*\*5mm if removable panel or door.

## Features and benefits

- Top and rear flue options offer flexibility to fit most install situations and is perfect for retrofit
- Superior-quality, automotive-grade heat exchanger lasts longer and is easier to maintain
- Easy to clean heat exchanger – simply flush with water
- Small footprint for easier installation and dimensions suitable to be installed in a standard cupboard
- Modern LCD display offers excellent clarity, even in dimly lit rooms
- Works with Glow-worm's entire range of intelligent controls

\*When installed with a Glow-worm Power System Filter and registered through myREWARDS.



FREE 10-year guarantee\*



Earn cashback when registered with a filter through myREWARDS



Top and rear flue options available



Manufactured in our award-winning factory in Derbyshire



Compatible with our Power System Filter

	Unit of measure	12r	15r	18r	25r	30r
<b>General</b>						
Boiler type		Regular	Regular	Regular	Regular	Regular
Model output	kW	12	15	18	25	30
Article number		0010035904	0010035905	0010035906	0010035907	0010035908
Gas Council number		41-019-58	41-019-59	41-019-60	41-019-61	41-019-62
Lift weight	kg	22	22	22	22	22
<b>Performance</b>						
NOx (ErP label)	mg/kWh	33	32	39	39	39
ErP efficiency	%	94	94	94	94	94
ErP decibel rating (sound power)	dB(A)	45	48	49	52	55
ErP efficiency Heating/DHW	A+++ to D/ A+ to F	A/-	A/-	A/-	A/-	A/-
PCDB annual efficiency (SAP 2009/2012)	%	89.8	89.8	89.7	89.8	89.8
CH Output range	50/30°C / 80/60°C	4.7 - 12.8 / 4.5 - 12.2	4.7 - 15.9 / 4.5 - 15.1	5.2 - 19.1 / 5.0 - 18.2	6.4 - 26.5 / 6.1 - 25.2	7.4 - 31.8 / 7.1 - 30.3
Modulation factor	(Min/Max)	1:3.5	1:4	1:5	1:5	1:5
<b>Flue</b>						
Max flue length - horizontal/vertical (60/100)	m	10/10	10/10	10/10	10/10	10/10
Max flue length - horizontal/vertical (80/125)	m	25/25	25/25	25/25	25/25	25/25
Rear flue	Yes/No	Yes	Yes	Yes	Yes	Yes

# Easicom<sub>3</sub> Combi Boiler

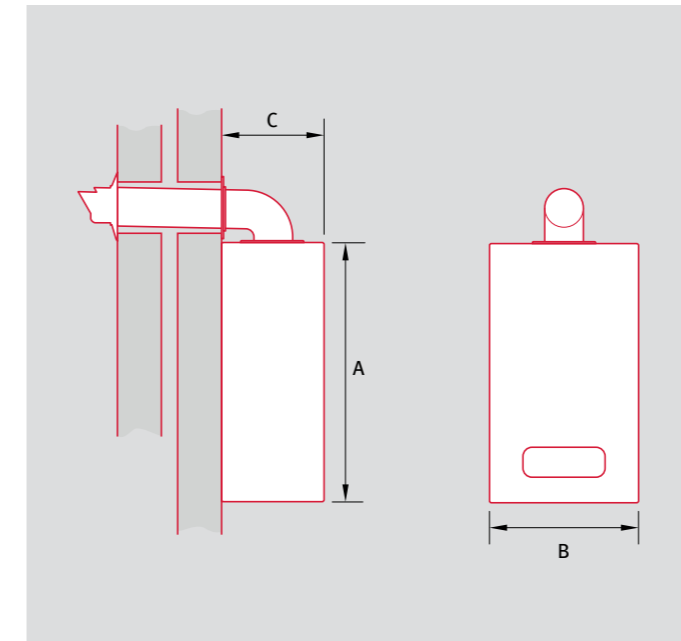
The Easicom<sub>3</sub> combi boiler is made of stern stuff, with a powerful, aluminium heat exchanger. Available in both 24kW and 28kW models, our combi range comes with a clock and flue included in the pack, as well as a great choice of optional bespoke accessories. The Easicom<sub>3</sub> boiler is sold exclusively through independent merchants in the UK. It's protected by a 5-year guarantee when registered through myREWARDS\*, giving installers and customers added peace of mind.



**MADE IN BRITAIN**

## Easicom<sub>3</sub> combi technical specification

### Easicom<sub>3</sub> combi dimensions



Boiler dimensions		
Height (A)	Width (B)	Depth (C)
740mm	418mm	300mm

### Easicom<sub>3</sub> combi clearances



Boiler clearances			
Top	Side	Bottom	Front
205mm	5mm*	150mm	600mm**

\*See manual for clearance if side panels are to be removed to assist future service and maintenance.

\*\*5mm if removable panel or door.



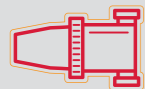
5-year guarantee\*



30 credits when registered through myREWARDS



Manufactured in our award-winning factory in Derbyshire



Compatible with our Power System Filter

## Features and benefits

- Bright LCD display and intuitive interface makes life easy for homeowners
- 5-year parts and labour guarantee gives installers and homeowners confidence\*
- Compact build and smart design is ideal for modern homes
- Compatible with Glow-worm's extensive range of flue components
- A-rated efficiency performance helps homeowners keep costs down
- Independent merchant package includes the boiler and standard horizontal flue\*\*
- Features a user-friendly, easy to operate analogue clock
- Works with Glow-worm's entire range of intelligent controls

\*When installed and registered through myREWARDS.

\*\*Please see page 33 for the full list of part numbers.

	Unit of measure	24c	28c
<b>General</b>			
Boiler type		Combi	Combi
Model output	kW	24	28
Article number		0010021401	0010021402
Gas Council number		47-019-50	47-019-51
Lift weight	kg	32	33
<b>Performance</b>			
NOx (ErP label)	mg/kWh	39	39
ErP efficiency	%	94	94
ErP decibel rating (sound power)	dB(A)	50	51
ErP efficiency Heating/DHW	A+++ to D / A+ to F	A/A	A/A
PCDB annual efficiency (SAP 2009/2012)	%	89.6	89.7
Output range	50/30°C / 80/60°C	5.3 - 21.2 / 5.0 - 20.2	6.3 - 25.7 / 6.1 - 24.4
Modulation factor	(Min/Max)	1:5	1:4.5
<b>Heating and hot water</b>			
Hot water flow rate (ΔT 35°C)	l/min	10	11.7
<b>Flue</b>			
Max flue length - horizontal/vertical (60/100)	m	9/10	9/10
Max flue length - horizontal/vertical (80/125)	m	25/25	25/25
Rear flue	Yes/No	No	No
<b>Mechanical</b>			
Expansion vessel size	litres	8	8

# Easicom<sub>3</sub> System Boiler

The Easicom<sub>3</sub> system boiler offers both powerful performance and cost efficiency, with an aluminium heat exchanger and ErP 94% A rating. Perfectly suited to modern homes thanks to its smart design and easy-to-use interface, its compact shape means fitting is faff-free. The Easicom<sub>3</sub> system range is available exclusively through independent merchants in the UK and comes with a standard horizontal flue. It can also be protected with a 5-year guarantee when registered through myREWARDS.\*



**MADE IN BRITAIN**



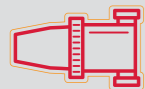
5-year guarantee\*



30 credits when registered through myREWARDS



Manufactured in our award-winning factory in Derbyshire



Compatible with our Power System Filter

## Features and benefits

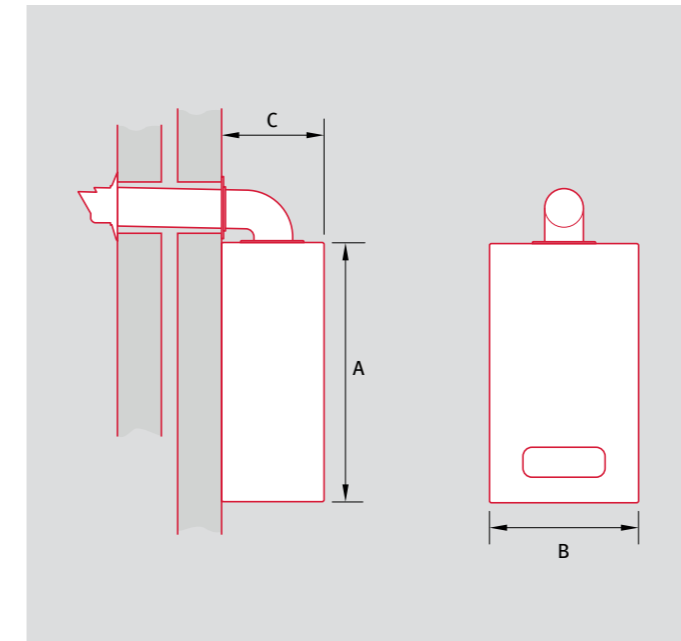
- Bright LCD display and an intuitive interface offers an easy to operate solution, wherever it's sited
- 5-year parts and labour guarantee\*
- Compact build is easy to install and service
- Wide range of accessories includes spacing frame and pipe cover plate
- A-rated efficiency performance helps homeowners keep costs down
- Independent merchant package includes the boiler and standard horizontal flue\*\*
- Works with Glow-worm's entire range of intelligent controls

\*When installed and registered through myREWARDS.

\*\*Please see page 33 for the full list of part numbers.

## Easicom<sub>3</sub> system technical specification

### Easicom<sub>3</sub> system dimensions



Boiler dimensions		
Height (A)	Width (B)	Depth (C)
740mm	418mm	300mm

### Easicom<sub>3</sub> system clearances



Boiler clearances			
Top	Side	Bottom	Front
205mm	5mm*	150mm	600mm**

\*Greater than 5mm will allow for improved access.

\*\*5mm if removable panel or door.

	Unit of measure	25s
<b>General</b>		
Boiler type		System
Model output	kW	25
Article number		0010020902
Gas Council number		41-019-49
Lift weight	kg	32
<b>Performance</b>		
NOx (ErP label)	mg/kWh	39
ErP efficiency	%	94
ErP decibel rating (sound power)	dB(A)	51
ErP efficiency Heating/DHW	A+++ to D / A+ to F	A/-
PCDB annual efficiency (SAP 2009/2012)	%	89.7
CH Output range	50/30°C / 80/60°C	6.3 - 26.5 / 6.0 - 25.2
Modulation factor	(Min/Max)	1:5
<b>Flue</b>		
Max flue length - horizontal/vertical (60/100)	m	9/10
Max flue length - horizontal/vertical (80/125)	m	25/25
Rear flue	Yes/No	No
<b>Mechanical</b>		
Expansion vessel size	litres	8

# Easicom<sub>3</sub> Regular Boiler

The Easicom<sub>3</sub> regular boiler proves that good things come in small packages. Despite its compact size, we've managed to squeeze in a powerful cast aluminium-silicon heat exchanger and it's A-rated for ErP efficiency. Its smart design looks the part in any home, while an intuitive display offers great usability. Both installation and servicing are quick and simple, with a wide range of accessories available. We also back up our build quality with a 5-year guarantee to provide extra confidence all round.\*



**MADE IN BRITAIN**



5-year guarantee\*



30 credits when registered through myREWARDS



Manufactured in our award-winning factory in Derbyshire



Compatible with our Power System Filter

## Features and benefits

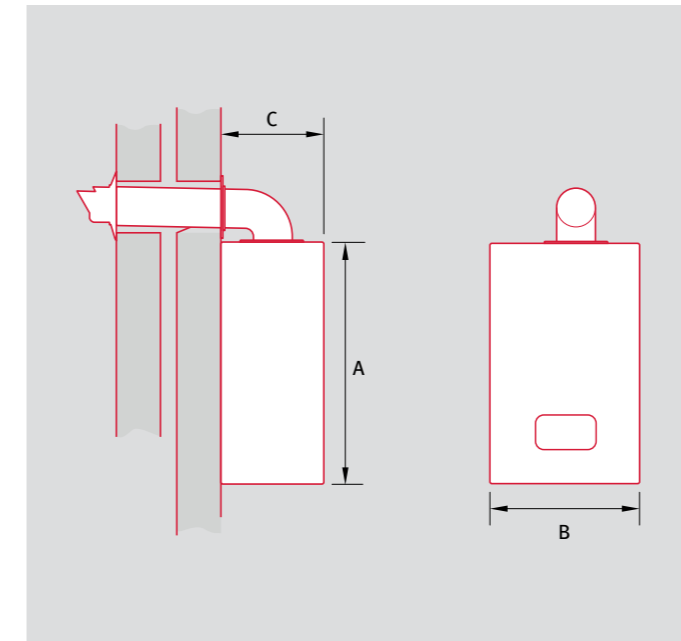
- Bright LCD display and an intuitive interface offers an easy to operate solution, wherever it's sited
- 5-year parts and labour guarantee for added dependability\*
- Compact build for seamless installation and servicing
- Compatible with Glow-worm's extensive range of flue components
- A-rated efficiency performance helps homeowners keep costs down
- Independent merchant package includes the boiler and standard horizontal flue\*\*
- Works with Glow-worm's entire range of intelligent controls

\*When installed and registered through myREWARDS.

\*\*Please see page 33 for the full list of part numbers.

## Easicom<sub>3</sub> regular technical specification

### Easicom<sub>3</sub> regular dimensions



Boiler dimensions		
Height (A)	Width (B)	Depth (C)
600mm	375mm	280mm

### Easicom<sub>3</sub> regular clearances



Boiler clearances			
Top	Side	Bottom	Front
205mm	5mm*	150mm	600mm**


\*See manual for clearance if side panels are to be removed to assist future service and maintenance.

\*\*5mm if removable panel or door.

	Unit of measure	25r
<b>General</b>		
Boiler type		Regular
Model output	kW	25
Article number		0010020907
Gas Council number		41-019-50
Lift weight	kg	22
<b>Performance</b>		
NOx (ErP label)	mg/kWh	39
ErP efficiency	%	94
ErP decibel rating (sound power)	dB(A)	52
ErP efficiency Heating/DHW	A++ - G	A/-
PCDB annual efficiency (SAP 2009/2012)	%	89.7
CH Output range	50/30°C / 80/60°C	6.4 - 26.5 / 6.0 - 25.2
Modulation factor	(Min/Max)	1:5
<b>Flue</b>		
Max flue length - horizontal/vertical (60/100)	m	9/10
Max flue length - horizontal/vertical (80/125)	m	25/25
Rear flue	Yes/No	No

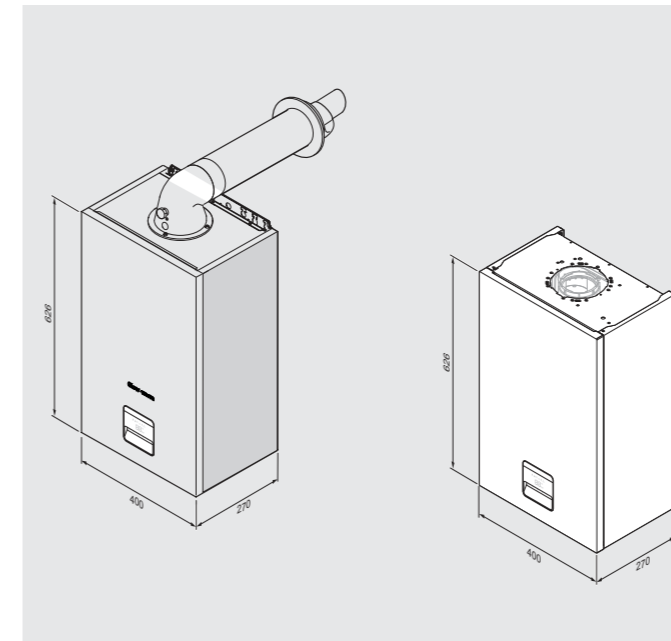
# Compact Combi Boiler

They say great things come in small packages, and that's exactly what you get with the Compact combi boiler. It's the most compact and lightweight combi we've ever produced, but don't let its stature fool you – this boiler delivers big performance. It's sturdy and delivers the reliability your customers love. It's also a dream to install, saving you time, hassle and bruised knuckles. With a stainless steel heat exchanger, it also ensures a durable long-lasting performance.



## Compact combi technical specification

### Compact combi dimensions



### Compact combi clearances



Boiler dimensions		
Height (A)	Width (B)	Depth (C)
626mm	400mm	270mm

Boiler clearances			
Top	Side	Bottom	Front
205mm	5mm	180mm	500mm*

\*5mm if removable panel or door.

5  
Year

FREE out-of-the-box 5-year guarantee



Earn 30 credits to spend on exclusive Glow-worm merchandise when registered through myREWARDS



Stainless steel heat exchanger



Compatible with our Power System Filter

## Features and benefits

- Small footprint allows for flexible, fast installation
- User-friendly display for quick and easy commissioning
- 25mm spacer frame enables piping behind the boiler while still fitting in a standard 300mm cupboard
- Optional analogue clock can be fitted easily without removing the boiler case
- Optional pipe accessory for the central heating return to bring the connections in line with traditional domestic boiler layouts

	Unit of measure	24c	28c
<b>General</b>			
Boiler type		Combi	Combi
Model output	kW	24	28
Article number		0010040105	0010040106
Gas Council number		47-019-63	47-019-64
Lift weight	kg	25.6	26.5
<b>Performance</b>			
NOx (ErP label)	mg/kWh	27	32
ErP efficiency	%	92	93
ErP decibel rating (sound power)	dB(A)	52	54
ErP efficiency Heating/DHW	A+++ to D / A+ to F	A/A	A/A
CH Output range	50/30°C / 75/55°C	6.6 - 20.0 / 6.0 - 18.3	7.7 - 25.9 / 6.9 - 23.9
Modulation factor	(Min/Max)	1:4	1:4
<b>Heating and hot water</b>			
Hot water flow rate (ΔT 35°C)	l/min	9.9	11.5
<b>Flue</b>			
Max flue length - horizontal/vertical (60/100)	m	9/10	9/10
Max flue length - horizontal/vertical (80/125)	m	25/25	25/25
Rear flue	Yes/No	No	No
<b>Mechanical</b>			
Expansion vessel size	litres	8	8

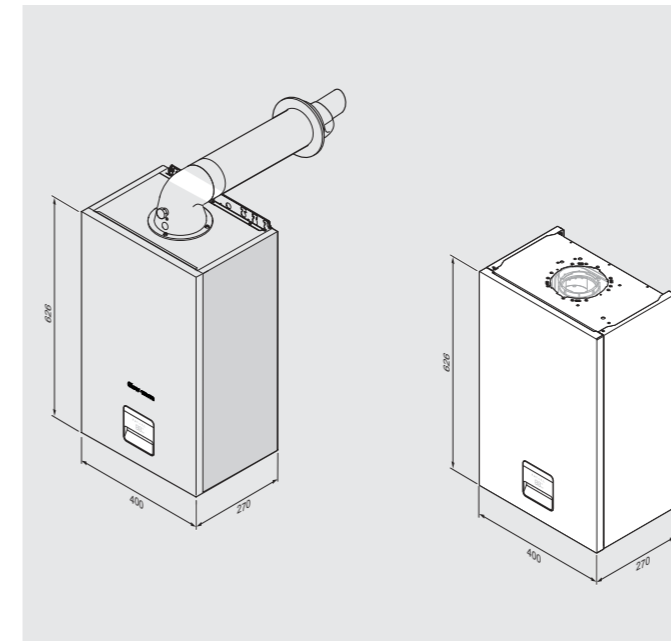
# Compact LPG Boiler

The Compact LPG boiler packs great performance into its small proportions. Its robust build means it's dependable and long-lasting, with a high-efficiency pump to keep costs low for your customers. With comprehensive flue options and hassle-free maintenance, it's easy for you to install and maintain too.



## Compact LPG technical specification

### Compact LPG dimensions



Boiler dimensions		
Height (A)	Width (B)	Depth (C)
626mm	400mm	270mm

### Compact LPG clearances



Boiler clearances			
Top	Side	Bottom	Front
205mm	5mm	180mm	500mm*

\*5mm if removable panel or door.



FREE out-of-the-box 5-year guarantee



Earn 30 credits to spend on exclusive Glow-worm merchandise when registered through myREWARDS



Stainless steel heat exchanger



Compatible with our Power System Filter

## Features and benefits

- Small footprint allows for flexible, fast installation
- User-friendly display for quick and easy commissioning
- 25mm spacer frame enables piping behind the boiler while still fitting in a standard 300mm cupboard
- Optional analogue clock can be fitted easily without removing the boiler case
- Optional pipe accessory for the central heating return to bring the connections in line with traditional domestic boiler layouts

	Unit of measure	24 (LPG)	28 (LPG)
<b>General</b>			
Boiler type		Combi	Combi
Model output	kW	24	28
Article number		0010040107	0010040108
Gas Council number		47-019-65	47-019-66
Lift weight	kg	25.6	26.5
<b>Performance</b>			
NOx (ErP label)	mg/kWh	27	32
ErP efficiency	%	92	93
ErP decibel rating (sound power)	dB(A)	52	54
ErP efficiency Heating/DHW	A+++ to D / A+ to F	A/A	A/A
CH Output range	50/30°C / 75/55°C	9.0 - 20.0 / 8.1 - 18.3	7.7 - 25.9 / 6.9 - 23.9
Modulation factor	(Min/Max)	1:3	1:4
<b>Heating and hot water</b>			
Hot water flow rate (ΔT 35°C)	l/min	9.9	11.5
<b>Flue</b>			
Max flue length - horizontal/vertical (60/100)	m	9/10	9/10
Max flue length - horizontal/vertical (80/125)	m	25/25	25/25
Rear flue	Yes/No	No	No
<b>Mechanical</b>			
Expansion vessel size	litres	8	8

# A decade of positive Energy guaranteed

Our Power System Filter has been designed to give you even more confidence in the reliability of our products. Its compact yet robust build helps prolong the life of our boilers and deliver the long-term performance homeowners desire.

We're backing up this reliability pledge with a 10-year guarantee on the Energy and Ultimate boiler ranges when installed and registered together with Power System Filters through myREWARDS. Servicing is a cinch, and replacement o-rings are available as a spare part.



Designed by Glow-worm for use with Glow-worm boilers



Powerful, cleanable magnet to remove any magnetic particles from the system

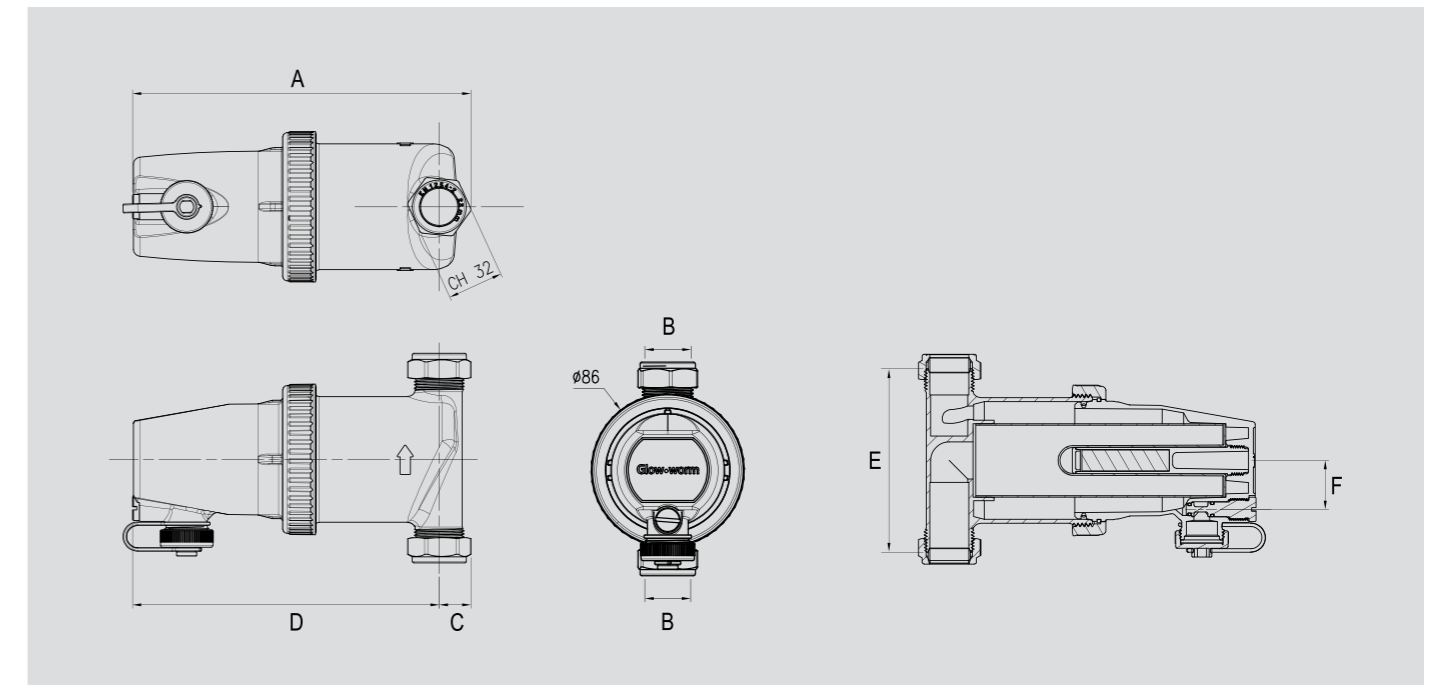
## Features and benefits

- Horizontal siting provides a more discreet, space-saving fit
- Compact design allows more flexible, less intrusive siting options
- High-quality brass body guarantees long-lasting performance
- Composite front section removes unnecessary weight
- Easy disassembly makes servicing faster
- Hard-wearing stainless steel mesh collects non-magnetic debris and blocks sludge from entering the boiler
- Suitable for boilers located in any area
- Can connect to a standard hose, so the drain point can also be used for dosing. The unique sealing ring and swivel head allows it to rotate without leaking for easier serviceability
- Ideal for modern systems as well as older, high-temperature systems

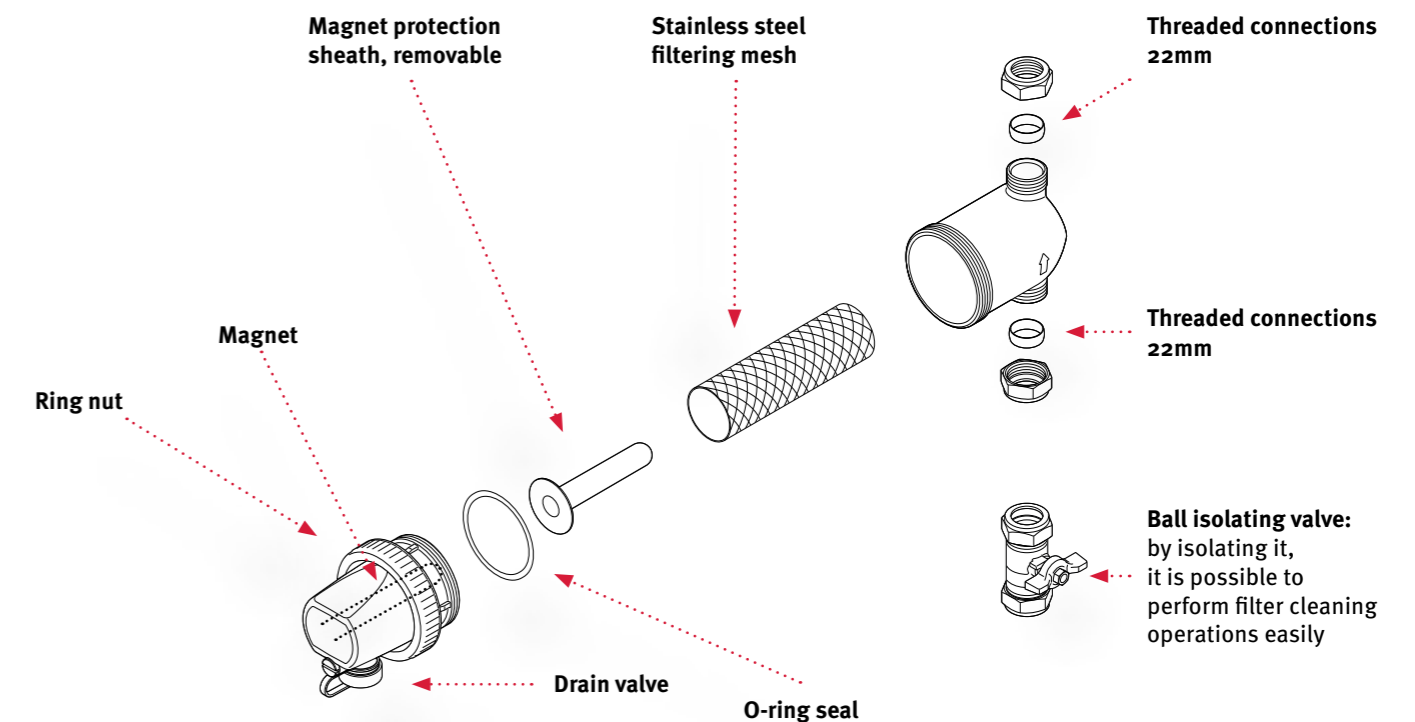
### What's in the box?

The Glow-worm Power System Filter comes with an installation and operational manual, and an isolation valve.

## Power System Filter technical specification



Technical data	Unit	Power System Filter
		22mm fitting only
A	mm	194
B	mm	22
C	mm	18
D	mm	176
E	mm	105
F	mm	28



# Elevate your installs with our smart controls

Glow-worm's wide range of controls has something to suit every customer, from simple room thermostats to wireless, app-controlled options. What's more, with the MiGo Link internet gateway, you can offer your customers additional smart home connectivity features, including voice commands with Amazon Alexa and Apple HomeKit!

You'll enjoy the easy fitting while homeowners will love the convenience and comfort they offer. When added to a combi boiler, our intelligent controls also help you comply with Boiler Plus legislation.



## MiSet

**Key features:**

- Wall-mounted programmable room thermostat
- Responsive semi-touch interface makes it easy to manage heating
- Time programme assistant helps homeowners set heating programmes in minutes
- User-friendly operation for hassle-free heating adjustments
- Enhanced load compensation adjusts output to ensure efficient energy usage
- Available as a wired or wireless model
- Capable of controlling two heating zones with a wired MiSet and SR 92
- Load compensating out of the box, but may be installed with an outdoor sensor for weather compensation
- Access to the MiGo Link app when installed with the MiGo Link internet gateway

**MiSet wired 0020260999**  
**MiSet wireless 0020261004**

## MiGo Select

**Key features:**

- The MiGo Select is a wireless thermostat that can be mounted or left on a surface in any room
- Smart but simple, the thermostat is easy to use and will monitor the room temperature and room air humidity
- Compatible with single zone heating systems
- Access to the MiGo Link app when installed with the MiGo Link internet gateway

**MiGo Select with MiGo Link internet gateway 8000015471**




## Climastat Select

**Key features:**

- Wall-mounted room thermostat
- Enhanced load compensation ensures energy-efficient boiler use via eBUS connection
- Service, fault and maintenance indication for convenience
- Clear digital display and wide temperature range (5-30 degrees) makes life easy for homeowners
- Access to the MiGo Link app when installed with the MiGo Link internet gateway

**Climastat Select 0010038664**





## Climapro<sub>2</sub>

**Key features:**

- Two-channel wireless programmable room thermostat
- Handheld remote gives homeowners complete control of their heating and hot water from the comfort of their armchair
- Weather compensation automatically keeps homeowners cosy when it gets cold
- Straightforward menus allow homeowners to easily set their heating to suit their lifestyle and timetable
- eBUS connection lets the boiler modulate to deliver optimum efficiency


**Climapro<sub>2</sub> with receiver 0020085221**

## MiGo Link Internet Gateway

**Key features:**

- Compatible with Glow-worm's MiSet, MiGo Select and Climastat Select controls and allows your customers to control their heating on the go using the MiGo Link app
- Compatible with all current Glow-worm boilers
- Enables weather compensation when installed with either a MiGo Select or Climastat Select
- Simple installation with the new SRA 42 adapter which allows for power and eBUS to be taken directly from the boiler PCB\*
- Easily connects to Amazon Alexa or Apple HomeKit for additional smart home connectivity, allowing your customers to control their heating and hot water with voice commands\*\*

**MiGo Link internet gateway 0010038368**





## MiGo Link app

**Key features:**

- Your customers heating and hot water requirements can be accessed from one central place
- Allows your customers to see their heating's status at a glance
- View heating patterns and hot water consumption to monitor energy usage
- The MiGo Link internet gateway must be fitted with a MiSet, Climastat Select or MiGo Select control to allow total control of heating and hot water through the MiGo Link app
- Compatible with Amazon Alexa and Apple HomeKit

\*Depending on appliance type.  
 \*\*Only suitable for single heating zone systems.

# Intelligent controls

## Range line-up



	MiSet	MiGo Select	Climastat Select	Climapro <sub>2</sub>
Room thermostat		✓	✓	
Programmable thermostat	✓			✓
Compatible with the MiGo Link internet gateway	✓	✓	✓	
eBUS communication	✓	✓	✓	✓
Load compensation	✓	✓	✓	✓
24-hour timer	✓	Via MiGo Link app	✓****	✓
7-day programming	✓	Via MiGo Link app	✓****	✓
Heating	✓	✓	✓	✓
Hot water	✓	Via MiGo Link app	When installed with MiGo Link internet gateway	✓
Holiday mode	✓	Via MiGo Link app	When installed with MiGo Link internet gateway	✓
Wired or wireless	Wired or wireless	Wireless	Wired	Wireless
Weather compensation	✓*	Via MiGo Link app	When installed with MiGo Link internet gateway	✓*
Remote app control	When installed with MiGo Link internet gateway	When installed with MiGo Link internet gateway	When installed with MiGo Link internet gateway	
ErP efficiency class	V	VI	V***	V
ErP efficiency benefit	+3%	+4%	+3%***	+3%
Zoning	2**	1	1	1

\*Weather compensating with additional outdoor sensor.

\*\*2 zones achievable with wired models only.

\*\*\*Climastat Select installed with MiGo Link reaches ERP class VI and a benefit of +4%.

\*\*\*\*Dependant on if the Climastat Select is installed with a timer or MiGo link.



Scan the QR code to learn more about Glow-worm controls.

# I would like..

A simple wired thermostat for my Glow-worm combi boiler and it's built in timer

Climastat Select  
0010038664



To control two heating zones and a hot water cylinder

MiSet (wired)  
0020260999

SR 92 (wired)  
0020260987

Smart Wiring Centre 3  
0020135101



A simple wireless thermostat with smart, app technology

MiGo Select with MiGo Link internet gateway bundle^  
8000015471



^Smart Wiring Centre required for system and heat only systems - 0020135101

To add connectivity to an existing MiSet, MiGo Select or Climastat Select so the customer can use MiGo Link app and I can remotely monitor on MiGo Xpert

MiGo Link internet gateway  
0010038368



# XPERT ANALYSIS. XPERT SERVICE.

## With MiGo Xpert

### Introducing MiGo Xpert

Glow-worm's app that makes the remote monitoring of your customers' boilers a breeze.

Our eBUS communication protocol means our boilers, controls, MiGo Link internet gateway, and MiGo Xpert all work together so you can offer an extra level of support to your customers by seeing any issues in real-time.

Save time and effort. You'll have access to detailed performance data, fault code history and diagnostic insights, all at the click of a button.

### Providing tools beyond the boiler system

Connectivity doesn't just benefit your customers. MiGo Xpert allows you to monitor your customers' appliances, review faults and diagnostics, appliance documents and much more.

By knowing the fault in advance, you can save time with proactive servicing, providing more time to source parts and arrange visits.

Simply install your customer's Glow-worm boiler with the MiGo Link internet gateway, and their preferred Glow-worm thermostat: MiSet, MiGo Select or Climastat Select.



### Benefits at a glance



**Improved service efficiency**  
Be notified immediately of a fault on a customer's boiler, which will provide you insights on how to rectify the problem, allowing you to plan ahead and have an even more efficient visit.



**Customer management**  
Easily manage customers in the secure customer database, providing quick visibility of appliance model and serial numbers with unlimited device registrations.



**Intelligent repairs**  
Improve first-time fix rates by knowing which parts you need before you arrive.



**Water pressure prediction**  
MiGo Xpert will notify you a few days before the customer's water pressure falls too low, allowing you to contact the customer before the boiler goes to fault.



**Connectivity for everyone**  
MiGo Xpert allows for multiple users on one account, providing visibility and ease for business owners.



**Detailed fault history and information**  
Time and date-stamped service and fault history for each connected appliance, and the latest fault information.

Download the app today and become an Xpert Glow-worm installer:



Download on the  
App Store



GET IT ON  
Google Play



**Appliance documents**  
Easily find installation guides, user instructions and wiring diagrams with exploded views.



**Installation and manufacturing dates**  
Complete transparency of the appliance production and installation process, alongside comprehensive date records.



**Diagnostic insights**  
Receive data-driven insights and use the fault code assistant to aid repairs and spare part identification.



**Plannable business**  
Schedule multiple service and repair visits more efficiently by utilising the failure and part insights provided by MiGo Xpert for boilers.



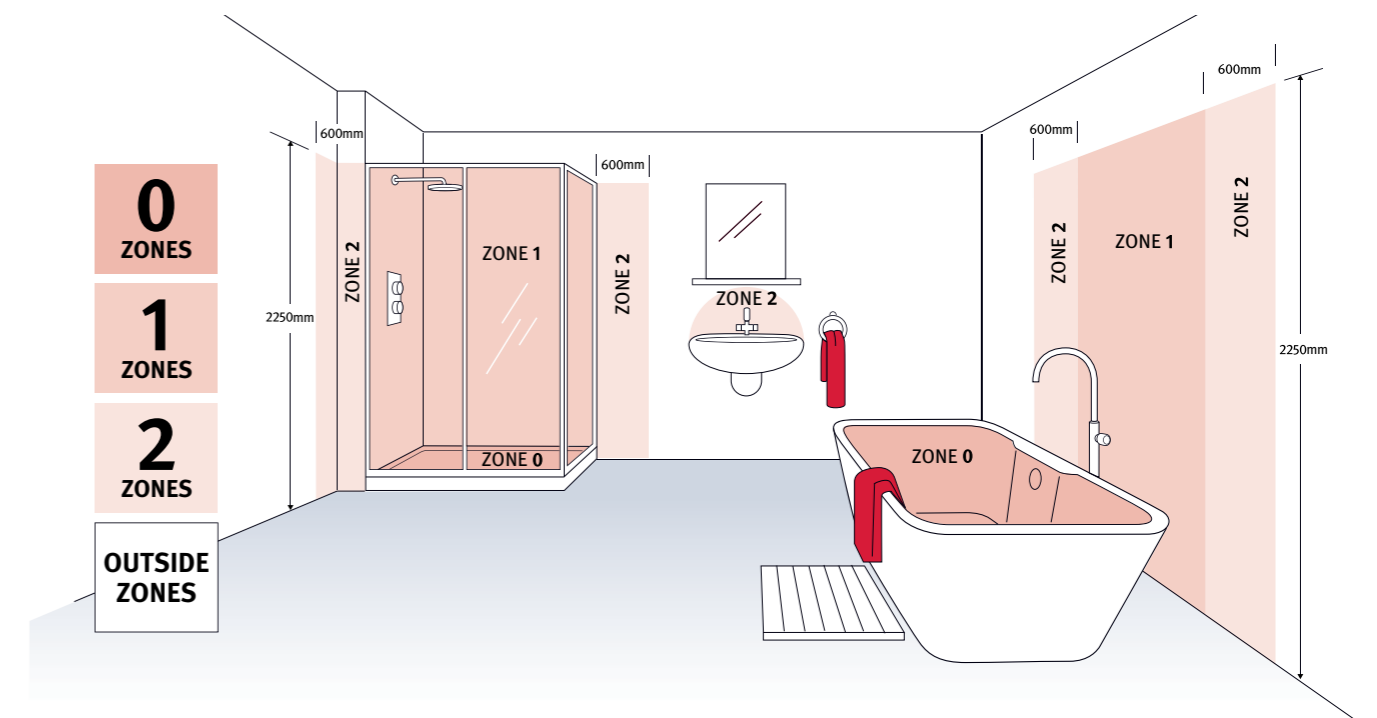
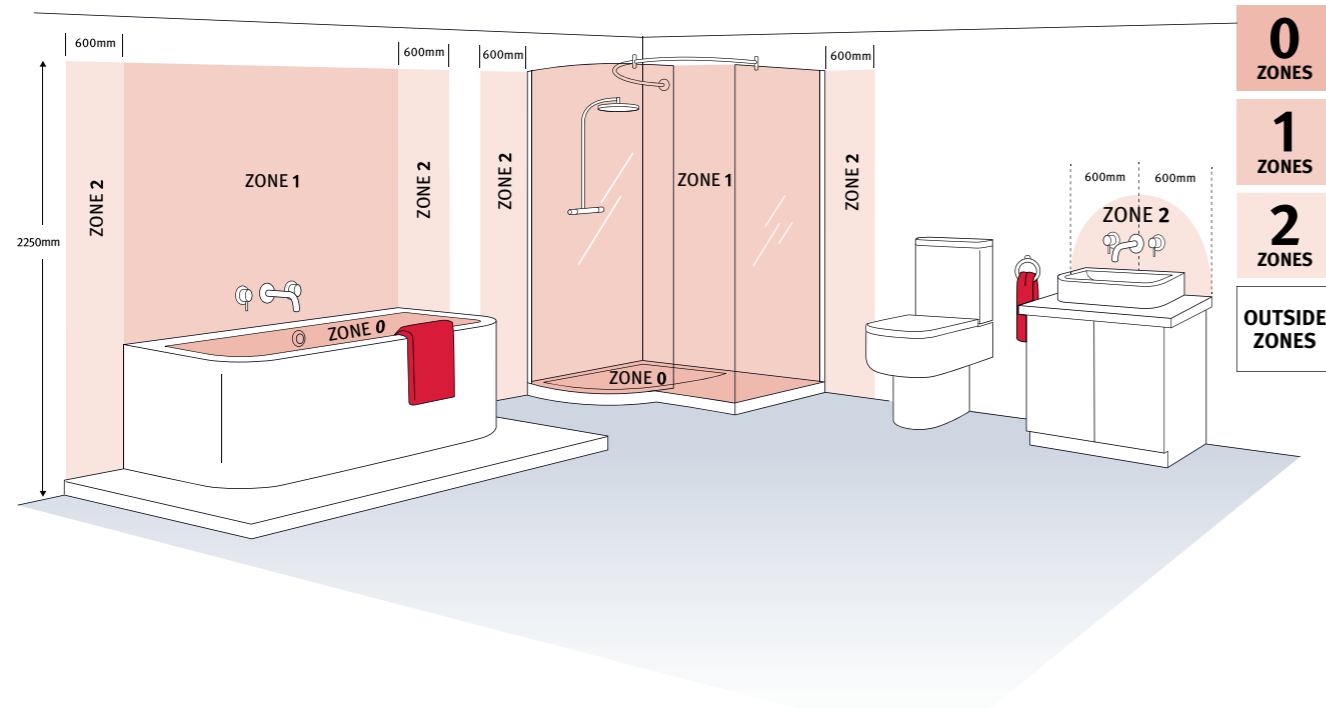
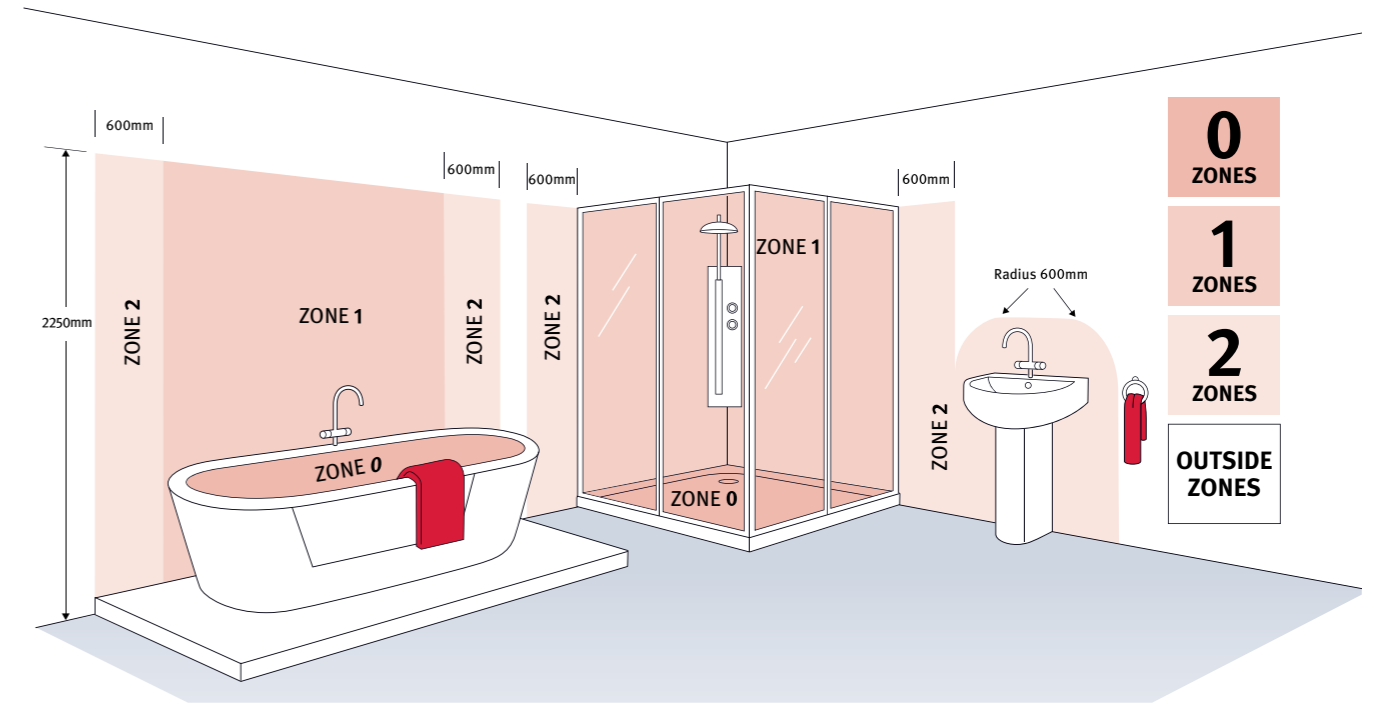
**Time programmes**  
Assist your customer by setting or adjusting their time programmes when requested, including setting their heating curve.



# Bathroom zoning

## Classification of zones

As all Glow-worm Energy<sub>7</sub> and Easicom<sub>3</sub> boilers are IPX4D rated, they can be installed in zone 2 of a bathroom. Boilers should not be installed in zone 0 or zone 1.



### Zone 0:

The interior of the bath or shower tray.

### Zone 1:

The exterior of the bath or shower tray to a height of 2.25 metres above the finished floor level.

### Zone 2:

Extends to 0.60 metres beyond zone 1 to a height of 2.25 metres above the finished floor level.

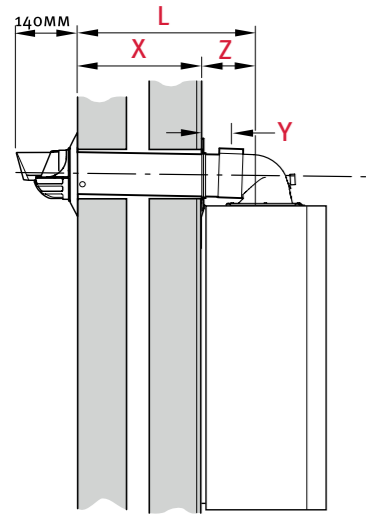
### Zone 3 (Outside Zones):

Refers to any position outside of zones 1 and 2.

# Flue options

The flueing options below are for our Energy, Easicom and Compact boiler ranges (60/100).

## Horizontal top flue (standard)



L = Flue length, measured from outside wall face to centre line of flue outlet.

X = Wall thickness.

Y = Distance from wall to edge of air duct on flue elbow.

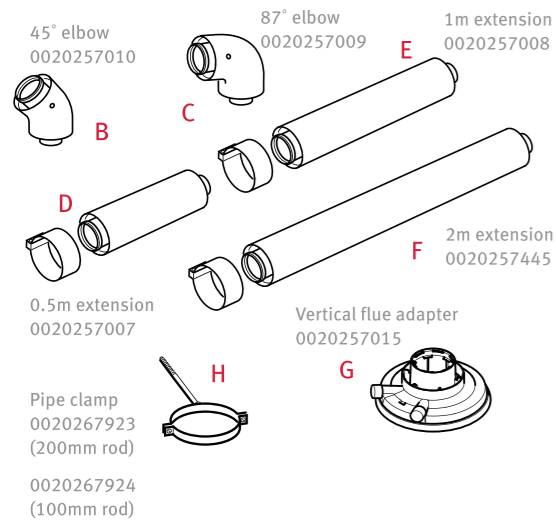
Z = Distance from centre line of flue outlet to inside wall face.

The maximum flue length with extensions must not be exceeded (refer to L in table below). For each additional 90° or 2 x 45° bends fitted, the maximum flue length must be reduced by 1m. The pipe length is reduced by 500mm for each 45° elbow and 1 m for each 87° elbow used.

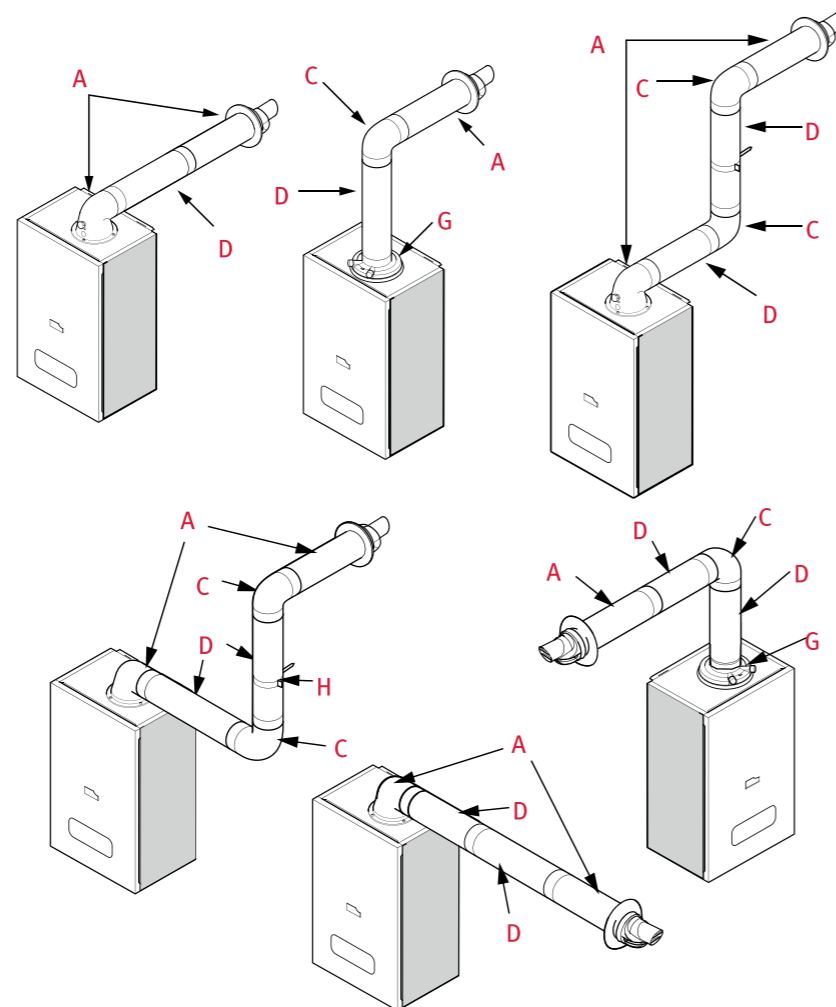
Model	L Max with extensions	X (mm)		Y (mm)	Z (mm)	Horizontal standard flue 0010031041*
		Min	Max			
Energy, Easicom <sub>3</sub> and Compact	10m (Energy) 9m (Easicom) 9m (Compact)	75	645	65	150	

\*White terminal as standard, for black terminal use 0020219538.

### Horizontal accessories



### Flueing examples using extensions and bends

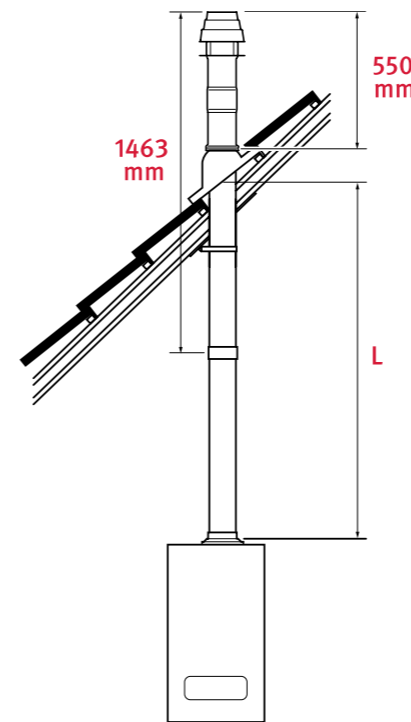


## Rear flue option

Model	Max extensions	Min	Max	A Direct rear flue 0020219526
Energy,	No extensions	480mm	710mm	

Black terminal only

## Vertical flue options



L = Flue length, measured from the top of the boiler to the underside of the roof flashing.

Maximum flue length is 10m plus external vertical roof terminal.

The maximum flue length must not be exceeded (refer to L in table below).

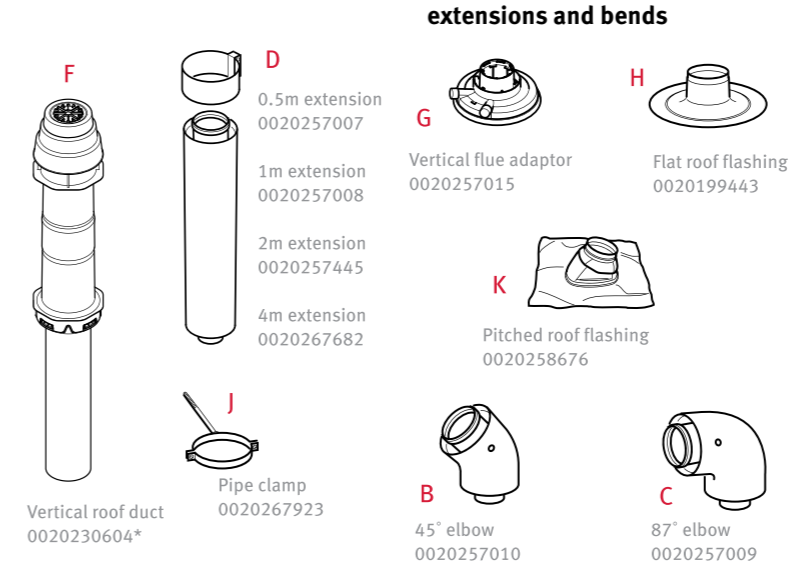
For each additional 90° or 2 x 45° bends fitted, the maximum flue length must be reduced by 1m.

Vertical flue options use the same 100mm diameter flue components as the horizontal flue options.

The vertical flue adaptor G is required for vertical installations.

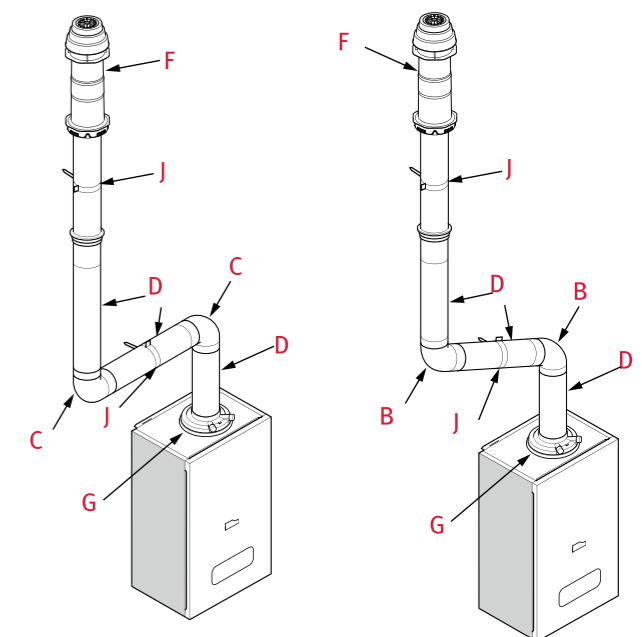
Model	L Max with extensions	Description of parts	Part number
Energy, Easicom <sub>3</sub> and Compact	10m	0.5 extension	0020257007
		1m extension	0020257008
		2m extension	0020257445
		Vertical flue adaptor	0020257015
		Vertical flue terminal, black	0020230604

### Vertical accessories



\*Vertical flue adaptor not included.

### Flueing examples using extensions and bends



# Training with Glow-worm

As part of our mission to Keep Britain Glowing, we offer a range of courses to support our installers. We're able to offer both in-person and on-demand courses, giving you the opportunity to tailor your journey around what suits you.



## Why train with us?



### Hands-on approach

Our training facilities are all equipped with live products for you to work on, creating a truly practical approach to training.



### Years of expertise

You'll be in safe hands with our training team, who have hundreds of years combined expertise between them.



### Benefits with myREWARDS

Earn as you learn with cashback, credits and exclusive offers when you train with us.



### Continuous support

Our training team are on hand to share their knowledge whenever you need support with your learning.



### Nationwide training

We have training facilities across the UK, which are equipped with the full Glow-worm product portfolio to support your learning.



### Courses for any skill level

Whether you're an apprentice or a Glow-worm expert, we can provide training that is right for you. For more information on our courses, please visit our website.

## Learn around the clock with the Glow-worm Academy

The Glow-worm Academy offers a convenient online platform with training options tailored to you and your business needs. No matter the time of day, the tools are there for you to expand your technical knowledge to help Keep Britain Glowing.



### Sign up today!

Scan the QR code to see all of our courses on offer.

## Join today to benefit from:



Trainer-led learning



No costs, no obligations



Online lessons



Guided learning paths



Webinars



Benefits through myREWARDS

# Glow-worm's training Centres of Excellence



Find out more about our Centres of Excellence



## Contact us

For more information on training centres and courses in your area.

Phone: 0345 601 8885  
www.glow-worm.co.uk



# Thousands of spares in your pocket

Spare parts are like films: the originals are always the best. Original Glow-worm spare parts comply with industry standards and safety tests because they're tested in conjunction with the boilers they're manufactured for. You can have confidence they'll work every time and with availability for up to 15 years after product manufacture ends, you'll always find what you need.

## Innovative new features now available:



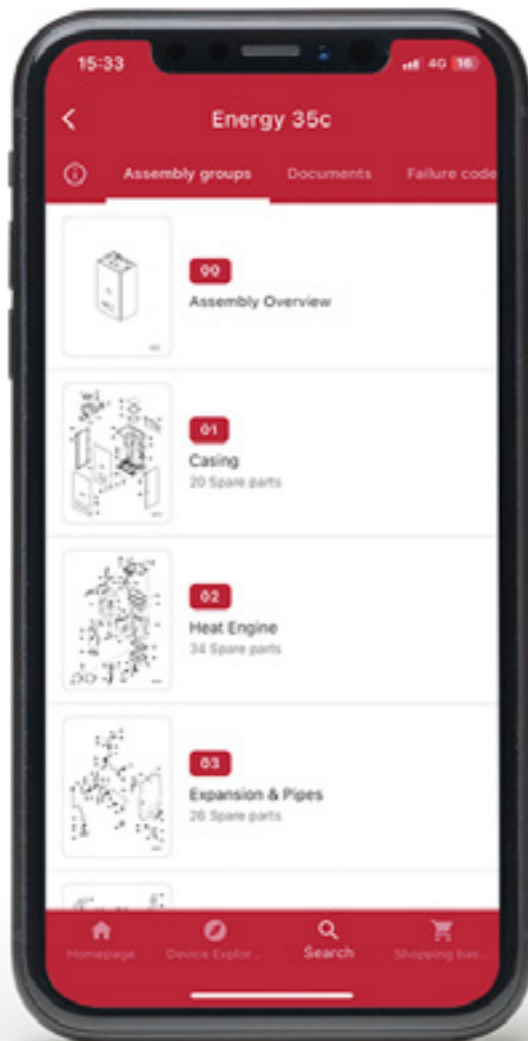
Improved camera function to allow you to scan all code types. Including QR codes, barcodes & 3D codes.



Optimised automatic search for equipment and spare parts.



Fault code feature, enter the 2-digit fault code and the app will suggest root causes and solutions.



## Spares as reliable as the products they're manufactured for

Original Glow-worm spare parts:

- Comply fully with industry standards and safety tests
- Tested in conjunction with the products they're made for
- Availability for up to 15 years after the product manufacture ends

Search 'spareCHECK' on the app stores or scan the QR code:



glow  worm



# MORE POWER TO YOU

The supercharged rewards scheme from Glow-worm.


Sign up to myREWARDS and you can earn great rewards, no matter which system you install. Earn cash and points, and unlock exclusive benefits and support including:



Quality tools and tech



Industry-leading training



Expert advice and support



Exclusive VIP escapes

Sign up and join myREWARDS today!  
myrewards.uk.com



myREWARDS

# Imagine having 400 mates on every job

We want all our installers to make the most of all of our products and ensure their customers are happy. So, we're always on hand with the support you need. With a 400 strong UK team comprising of engineers, call centre staff and technical support, we are equipped to support our loyal installers with any queries you may have.

## Technical help

If you have a technical question, get a straightforward solution by contacting our technical helpline on 01773 828300, emailing [technical@glow-worm.co.uk](mailto:technical@glow-worm.co.uk) or visiting our website.

## Genuine high-quality spares

- Spares available for up to 15 years after production ends
- Nationwide spares stockists with over 500 locations
- Next-day delivery service for emergency orders – contact spares on 0345 602 0262 or [spares@glow-worm.co.uk](mailto:spares@glow-worm.co.uk)

## Nationwide after-sales service

- Providing technical help and after-sales service online, over the phone and on the road
- 250 engineers based around the UK, carrying over 1,500 different spare parts
- 97% first time fix rate

For our service department please use the contact details below.

# 0330 100 7678

[customerservice@glow-worm.co.uk](mailto:customerservice@glow-worm.co.uk)

## Find your local Regional Business Manager



For Glow-worm installers or merchants, our Regional Business Managers are here to help! Our RBM's are located across the UK and Ireland and are on hand to support you and your business.



# The right part for every job



Part number	Description
0010031041	Horizontal flue kit DN 60/100 white terminal
0010031043	Horizontal telescopic flue kit DN 60/100
0010031044	Horizontal flue kit 1.7 m DN 60/100
0020219526	Rear telescopic flue kit DN 60/100*
0020219538	Flue terminal kit, black
0020257015	Vertical flue adaptor DN 60/100
0020230604	Vertical flue terminal, black
0020199443	Flat roof flashing
0020258676	Pitched roof flashing
0020257007	Extension 0.5m DN 60/100 PP
0020257008	Extension 1.0m DN 60/100 PP
0020257445	Extension 2.0m DN 60/100 PP
0020267682	Extension 4.0m N 60/100 PP
0020257009	Elbow 87 deg DN 60/100 PPV
0020257010	Elbow 45 deg DN 60/100 PP (2 pieces)
0020267923	Flue support clips 200mm DN 100 (5 pieces)
2000460487	Sliding sleeve DN 60/100
0020267683	Extension 0.5 to 0.8m telescopic 60/100 PP
0020267924	Flue support clips 100mm (5 pieces)
0020219531	Plume management kit, black
0020219532	Plume management kit, white
0020219535	Plume deflector kit, black
0020219536	Plume deflector kit, white
0020219541	PMK extension 1m, black
0020219542	PMK extension 1m, white
0020219545	PMK elbow 87 deg, black
0020219550	PMK elbow 87 deg, white
0020219553	Elbow 45Deg DN60 (2 pieces), black
0020219554	Elbow 45Deg DN60 (2 pieces), white
0020257019	Extension 0.5m N 80/125 PP
0020257020	Extension 1.0m DN 80/125 PP
0010035515	Extension 1m DN60/100 SS
0020257018	Horizontal air/flue DN 80/125 PP
0020257016	Roof terminal black N 80/125 PP
0010035513	Horizontal terminal 60/100 ALU
0020178286	Horizontal terminal 1.7m 60/100 PP
0020104553	Extension 0.5m N 80/125
0020104554	Extension 1.0m N 80/125
0020257021	Extension 2.0m N 80/125 PP
0020257023	Elbow 87 deg DN 80/125 PP
0020257024	Elbow 45 deg DN 80/125 PP (2 pieces)
0020257022	Sliding Sleeve DN 80/125 PP
0020104559	Flue support clips (5 off) DN 80/125

Part number	Description
0020276091	Vertical flue adaptor N 80/125
0020193663	Upward piping kit
A2044800	Condensate pump
0020193659	Pipe cover plate, small
0020193649	Pipe cover plate, large**
0020193660	Spacing frame, small*
0020082851	Spacing frame, large***
0010035820	Glow-worm Power System Filter
0010037590	Seal Kit
0020260999	MiSet (wired)
0020261004	MiSet (wireless)
0020266792	Wired outdoor sensor with 15m cable
0020266793	Wired outdoor sensor
0020059225	Temperature sensor
0020260987	SR 92
0010035749	MiGo Select
0010038368	MiGo Link internet gateway
8000015471	MiGo Select and MiGo Link internet gateway bundle
0020085220	Climaproz RF without receiver
0020085221	Climaproz RF with receiver
0010038664	Climastat Select
0020093880	Wireless outdoor sensor
0010040290	SRA 42
0010048394	SR 52 repeater
0020135101	Smart Wiring Centre 3
0020245177	Installation kit - 3 wire
0020271721	Easicom 3 24 combi pack
0020271722	Easicom 3 28 combi pack
0010033842	Easicom 3 25 system pack
0010033843	Easicom 3 25 regular pack
0010040024	Energy 25 combi horizontal flue pack
0010040027	Energy 25 combi vertical flue pack
0010040025	Energy 30 combi horizontal flue pack
0010040028	Energy 30 combi vertical flue pack
0010040026	Energy 35 combi horizontal flue pack
0010040029	Energy 35 combi horizontal flue pack
COMPACT ONLY ACCESSORIES	
0010031994	Analogue timer
0010034118	Central heating return pipe
0010036733	Spacing frame

\*Rear flue suitable for all Energy boilers.

\*\*Pipe cover plate small and spacing frame small suitable for Energy combi and system only.

\*\*\*Pipe cover plate large and spacing frame large suitable for Easicom combi and system only.



**Head office**  
01773 824639  
info@glow-worm.co.uk

**Literature**  
01773 596105  
literature@glow-worm.co.uk

**Service department**  
0330 100 7678  
customerservice@glow-worm.co.uk

**Installer technical support**  
01773 828300  
technical@glow-worm.co.uk

**Training**  
0345 601 8885  
training@glow-worm.co.uk

**Sales enquiries**  
0345 602 0262  
spares@glow-worm.co.uk

**myREWARDS**  
0330 678 0878  
myrewards@vaillant.com

**Glow-worm**  
Nottingham Road  
Belper  
Derbyshire  
DE56 1JT

 @glow\_wormclub

 @GlowWormHeating

 @glowworm\_uk

 GlowWormGroup

glow-worm.co.uk

GWBROB2BINDEP0925