

Instant Hand Wash

13VS – 3kW Manual Hand Wash



3 kW

Simple and economical

Easy installation

Vortex technology

Key Features:

- Connects to mains cold water and electric supply
- Heats cold water instantly on demand
- Anti-vandal, non-scaling, maintenance-free spray head
- Unique Vortex spray head increases spray coverage
- Compact size for easy wall mounting
- 200mm swivel arm, for basin, sink or drainer coverage
- Large, easy-to-use flow/temperature control dial
- Front mounted "in-use" neon indicator light
- Powerful 3kW element for rapid heating
- Temperature stabilised with overheat cut-out
- ErP Energy Rating Class 'A'
- Economical; only heats the water used for washing
- Operating pressure 0.7 – 7 Bar (10 – 100 PSI)
- Water connections: 15mm pipework
- BEAB Approved and IPX4 rated
- 12-Month guarantee



Improves Flow
Reduces Limescale

High Performance Vortex

The anti-vandal spray head produces a unique Vortex pattern. The diffused water has a powerful and wider flow pattern for better hand coverage, this ensures fast and effective hand-washing.

What's more the Vortex pattern eliminates scale build-up so there's no need for costly maintenance in hard water areas.



For a fast and convenient "on demand" supply of unlimited hot water for hand washing. ideal for use in commercial washrooms.



'A' rated for energy efficiency, easy to fit and use.

Instant Hand Wash

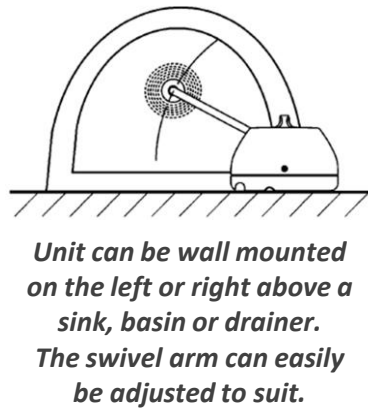
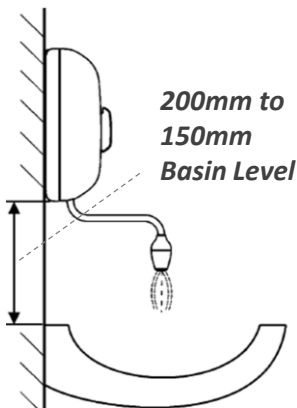
I3VS – 3kW Manual Hand Wash




Product Specification	I3VS
MPN / Product Code	43678901
EAN13 Barcode	5017084678914
Operating Pressure	0.7 – 7 Bar (10 – 100 PSI)
kW Loading @ 230-240V	2.7kW - 3kW
Cable Type	3-Core Double Insulated
Cable Size Guide	1.5mm ²
Cable Entry Points	Top, Bottom, Rear
Splash Rating	IPX4
Thermal Cut-out Protection	✓
ErP Energy Classification	A
Efficiency (%)	37.33
kWh/Year (Q elec)	170
Noise (dB)	15
BEAB and CE Approved	✓
UK Guarantee	12 Months

Note:

The water output flow will vary depending on the temperature of the incoming water, for example higher flow is achieved in summer compared to winter when the incoming water is colder.



-----DIMENSIONS-----



-----INSTALLATION-----

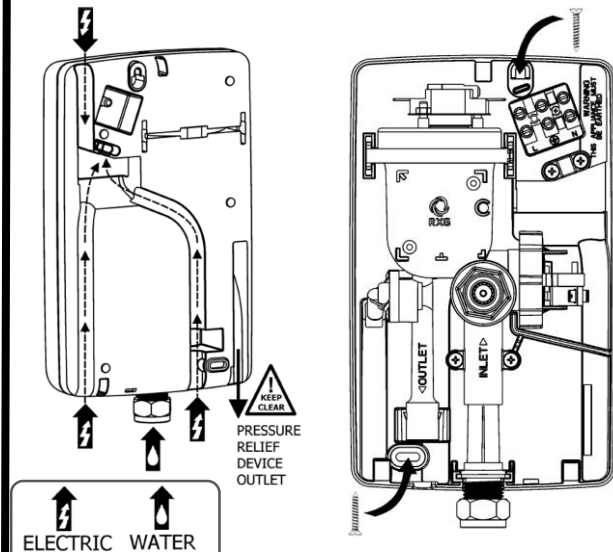
ELECTRIC:

- Requires a single phase AC electrical supply
- Use 3-Core 1.5mm² double insulated cable
- Cable can be surface clipped, hidden or via conduit

WATER:

- Connection to a mains cold water supply required
- Operating pressure 0.7 – 7 Bar (10 – 100 PSI)
- 15mm Straight shank inlet and outlet connections

-----WIRING-----



-----BOX CONTENTS-----

- Handwash unit, Vortex sprayhead 200mm stainless steel swivel arm and instruction manual



Redring, Newcombe House, Newcombe Way, Peterborough, PE2 6SE.

Tel. 01733 456789

A Glen Dimplex Group company

Check out our full range of Heating Products

Central Heating Controls

Honeywell Heating Controls

Danfoss Heating Controls

Radiator Valves

Fernox

Sentinel

Magnaclean

Warmup underfloor heating

Water Heaters

Hand Dryers

plumbworld
Big brands, small prices.