



Sahara Pewter/Chrome

Disability control handle



Sahara Bronze



Sahara Pewter/Brass

Sahara Radiant Gas Fire

With a striking canopy available in pewter, bronze or pewter/chrome, the Sahara combines high radiant/convector heat efficiency with low running costs. Boasting 88% efficiency with a powerful 4.78kW heat output, this model features a top positioned heat control for ease of use and features four heat positions. The pewter/chrome model comes with electronic ignition as standard. Complete with the RW Safeguard safety system for peace of mind, this model is suitable for chimneys, pre-fabricated and pre-cast flues.


Features:

- Powerful 4.78kW heat output
- 88% Efficient
- Fitted with heat exchanger technology
- Top manual control – 4 heat positions
- Electronic Ignition on A97039
- Fitted with RW Safeguard
- Disabled control handle
- Available in Bronze, Pewter/Brass & Pewter/Chrome
- Suitable for natural gas

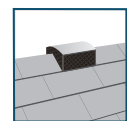
Chimney Requirements



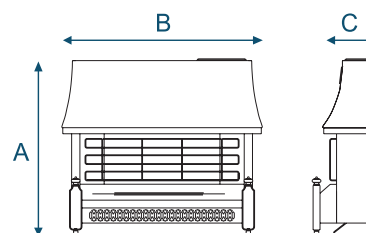
Brick Chimney



Pre-fabricated Flue



Pre-cast Flue



A	B	C
643mm	727mm	232mm

Product Code	Model
A97007	Sahara Bronze
A97006	Sahara Pewter/Brass
A97039	Sahara Electronic Pewter/Chrome

